



Date: 03.07.2021

To,
Regional Office (South Eastern Zone),
Ministry of Environment Forests and Climate Change,
1st & 2nd Floor, HEPC Building,
No. 34, Cathedral Garden Road, Nungambakkam,
CHENNAI — 600 034

Sub:- Submission of Six monthly compliance report for the period of **October'2020 to March'2021** in respect of our Mining Lease over an area of 663.46 ha located in villages Kotapadu and Kalvatala, Kolimigundla Mandal, Kurnool District- AP.

Ref:- Environmental Clearance letter no. J-11011/166/2008-IA-II (I), dated 09.03.2009 and J-11011/166/2008-IAII (I) dated. 09.03.2016.

Dear Sir,

This is in reference to the above we are enclosing herewith the six monthly compliance report of environmental clearance of our Kotapadu Limestone mines of **M/s Prism Johnson Limited, AP**. Environmental monitoring reports for two seasons are enclosed as **Annexure - 1A & 1B** in digital form.

Further, it is submitted that as per EIA Notification dated 14.09.2006, the "Validity of Environment Clearance" in the reference sited above the environment clearance granted for Mining Project is for a maximum period of thirty years.

Till date company has invested about Rs. 182.11 lakhs under CSR in project core & surrounding villages. Brief report on CSR activities (October'2020 to March'2021) is enclosed as **Annexure II**.

Thanking you.

Yours faithfully,

For Prism Johnson Limited,
(Formerly Prism Cement Limited)

(Shashank Shrivastava)

PRISM JOHNSON LIMITED

(FORMERLY PRISM CEMENT LIMITED)

Cement Division

Project Site Office: Plot No. 610 A-3, Sada Siva Rao Apts, Sada Siva Rao Compound, Near B.H. Mahal, Tadipatri - 515 411. Tel / Fax : 08558-224765

Registered Office: Prism Johnson Limited, 305, Laxmi Niwas Apartments, Ameerpet, Hyderabad – 500 016, Telangana, India. T: +91 -40-2340 0218

Corporate Office: "Rahejas", Main Avenue, V.P.Road,Santacruz (W), Mumbai 400 054, India. Tel. No.: +91 22 667541 42/ 43 /44/45

W: www.prismjohnson.in; www.cement.prismjohnson.in E: info@prismjohnson.in

CIN: L26942TG1992PLC014033

Project : M/s Prism Cement Limited, Andhra Pradesh
Subject : MOEF Compliance Status Information
Reference : No. J-11011/166/2008-IA-II (I), Dated: 27.03.2009.

The EC referred above was granted as an integrated EC comprising Mines, Cement Plant, CPP and WHRS in 2009. The construction of Plant could not take place during the validity of the said EC till March 2019, as permitted by 2006 Notification, for want of several permissions/ approvals/ NOC's like Railway line, Coal linkages & Water supply etc. We applied afresh for the EC of Cement Plant and associated activities in 2019. The TOR has been subsequently granted on 18.05.2019 and the process of obtaining Environmental Clearance is underway. The extant EC is valid for the Mining Lease of 663.46 Ha area as per EIA Notification 2006 and its amendment from time to time, and the six monthly compliance (October'20 to March'21) is being furnished for the same thereof.

(A) SPECIFIC CONDITIONS

Conditions	Compliance
<p>The gaseous and particulate matter emissions from various units shall conform to the standards prescribed by the Andhra Pradesh Pollution Control Board. At no time, particulate emissions from the cement plant including kiln, coal mill, cement mill, cooler and captive power plant (CPP) shall not exceed 50 mg/Nm³. Continuous on-line monitors for particulate emissions shall be installed. Interlocking facility shall be provided in the pollution control equipment so that in the event of the pollution control equipment not working, the respective unit (s) is shut down automatically.</p>	<p>The EC for the plant is under process.</p>
<p>Secondary fugitive emissions shall be controlled within the prescribed limits and regularly monitored. Guidelines / Code of Practice issued by the CPCB in this regard should be followed. The company shall install adequate dust collection and extraction system to control fugitive dust emissions at material transfer points. Atomized water spray system with reclaimers shall be provided to the silo used for the storage of ash. Storage of other raw materials shall be in closed roof sheds. Covered conveyer belts shall be used to reduce fugitive emissions. Concreting of all the roads, water sprinkling system at limestone and coal handling area shall be ensured to reduce fugitive emissions.</p>	<p>The EC for the plant is under process.</p>

Ambient Air quality and Noise monitoring are carried out in every season **through M/s KIWIS ECO LABORATORYIES Pvt. Ltd, Accredited by NABL** the results are “**summarized in table**” and reports are enclosed as ANNEXURE – IA & 1B. All the results are within permissible limits.

Summary of AAQ Monitoring stations test Reports:-

AAQ Monitoring test Reports for DEC-2020

Location	PM ₁₀	PM _{2.5}	SO ₂	NO _x	TSPM *
Mines Office	70.4	29.6	15.3	18.4	149.4
Kotapadu	65.6	28.9	16.5	18.9	140.6
Perusomala	71.8	29.6	17.9	19.6	145.7
Ramireddipalli	66.6	28.9	16.1	19.7	156.5
Nandipadu	65.4	27.9	15.2	18.4	147.9
Kalvatala	69.6	27.8	18.1	20.6	139.8
Kolimigundla	70.2	33.6	16.8	21.4	163.5
Mirjapuram	65.2	28.9	16.3	18.9	140.1

Standards (µg/m3)	100	60	80	80	200
Min	65.2	27.8	15.2	18.4	139.8
Max	71.8	33.6	18.1	21.4	163.5
Average	68.5	30.7	16.65	19.9	151.65

AAQ Monitoring test Reports for MARCH 2021

Location	PM ₁₀	PM _{2.5}	SO ₂	NO _x	TSPM *
Mines Office	69.7	28.3	15.1	17.6	148.8
Kotapadu	64.3	27.6	15.4	17.9	140.1
Perusomala	70.2	28.5	16.4	18.7	144.3
Ramireddipalli	65.4	27.7	15.2	18.5	155.9
Nandipadu	64.5	26.4	14.9	17.3	146.2
Kalvatala	68.3	26.9	17.7	19.5	137.7
Kolimigundla	69.4	31.3	15.7	20.5	162.6
Mirjapuram	64.9	28.1	15.3	17.8	139.3

Standards (µg/m3)	100	60	80	80	200
Min	64.3	26.4	14.9	17.3	137.7
Max	70.2	31.3	17.7	20.5	162.6
Average	67.25	28.85	16.3	18.9	150.15

(III) Ambient air quality including ambient noise levels shall not exceed the standards stipulated under EPA or by the State authorities. Monitoring of ambient air quality and shall be carried out regularly in consultation with APPCB and data for air emissions shall be submitted to the CPCB and APPCB regularly. The instruments used for ambient air quality monitoring shall be calibrated time to time.

Summary of Noise level Monitoring stations test Reports:-

Ambient Noise levels for DEC-2020

Location	Time	Min	Max	Avg	Permissible Limit
Mines Office	Day	53.1	62.9	58.00	75 dB(A)
	Night	50.7	60.6	55.65	70 dB(A)
Kotapadu	Day	45.4	55.5	50.45	55 dB(A)
	Night	40.8	52.7	67.15	45 dB(A)
Perusomula	Day	43.9	58.7	51.3	55 dB(A)
	Night	40.1	53.2	46.65	45 dB(A)
Ramireddy Palli	Day	45.6	56.8	51.2	55 dB(A)
	Night	41.9	52.7	47.3	45 dB(A)
Nandipadu	Day	43.5	58.7	51.1	55 dB(A)
	Night	40.2	53.2	46.7	45 dB(A)
Kalvatala	Day	43.2	56.4	49.8	55 dB(A)
	Night	39.6	53.2	46.4	45 dB(A)
Kolimigundla	Day	43.4	56.4	49.9	55 dB(A)
	Night	42.1	53.2	47.65	45 dB(A)
Mirjapuram	Day	44.2	54.9	49.55	55 dB(A)
	Night	40.2	53.6	46.9	45 dB(A)

Ambient Noise levels for MARCH- 2021

Location	Time	Min	Max	Avg	Permissible Limit
Mines Office	Day	53.3	65.4	59.35	75 dB(A)
	Night	48.3	59.6	53.95	70 dB(A)
Kotapadu	Day	44.2	57.4	50.8	55 dB(A)
	Night	40.6	51.2	45.9	45 dB(A)
Perusomula	Day	44.9	58.3	51.6	55 dB(A)
	Night	40.3	53.6	46.95	45 dB(A)
Ramireddy Palli	Day	40.6	55.9	48.25	55 dB(A)
	Night	39.4	50.5	44.95	45 dB(A)
Nandipadu	Day	45.1	58.1	51.6	55 dB(A)
	Night	39.5	53.3	46.4	45 dB(A)
Kalvatala	Day	44.6	57.9	51.25	55 dB(A)

	Night	39.8	51.2	45.5	45 dB(A)
Kolimigundla	Day	44.3	57.6	50.95	55 dB(A)
	Night	40.1	50.9	45.5	45 dB(A)
Mirjapuram	Day	44.2	54.2	49.2	55 dB(A)
	Night	39.1	50.5	44.8	45 dB(A)

Efforts shall be made to reduce impact of the transport of the raw materials and end products on the surrounding environment including agricultural land.

Effective measures will be taken to minimize any impact as per the stipulated guidelines.

<p>Fly ash shall be utilized as per the provisions of Fly Ash Notification, 1999, subsequently amended in 2003. Fly ash shall be stored in ash silo and 100% used in the cement manufacturing.</p>	<p>The EC for the plant is under process..</p>
<p>The company shall make the efforts to utilize the high calorific hazardous waste in the cement kiln and necessary provisions shall be made accordingly. The company shall keep the record of the waste utilized and shall submit the details to Ministry's Regional Office at Chennai, CPCB and SPCB.</p>	<p>The EC for the plant is under process and it shall be complied accordingly.</p>
<p>Total ground water requirement shall not exceed 2,600 m³ / day and prior permission from the concerned State Authority shall be obtained from Central Ground Water Authority/ State Ground Water Board. A copy of permission letter shall be submitted to Ministry's Regional Office at Bangalore. The treated wastewater from STP and utilities shall be reutilized for green belt development and other plant related activities i.e. cooling and dust suppression in raw material handling area etc. after necessary treatment. 'Zero' discharge shall be strictly adopted and no effluent from the process shall be discharged outside the premises.</p>	<p>Requisite Ground Water permission was submitted to the Regional office, Chennai.</p>
<p>) Rainwater harvesting measures shall be adopted for the augmentation of ground water at cement plant, colony and mine site. Besides, company must also harvest the rainwater from the rooftops and storm water drains to recharge the ground water. The company must also collect rain water in the mined out pits of captive lime stone mine and use the same water for the various activities of the project to conserve fresh water and reduce the water requirement from the river. The Company shall construct the rain water harvesting and groundwater recharge structures outside the plan premises also in consultation with local Gram Panchayat and Village Heads to augment the ground water level. An action plan shall be submitted to Ministry's Regional Office at Bangalore within 3 months from date of issue of this letter</p>	<p>Till date the company has made 109 numbers harvesting pits for nearby bore wells in and around the project area.</p> <p>Also the company has initiated Rain water harvesting measures like De-silting of check dams and digging of Recharge pits.</p> <p>Report on Investigations for Artificial Recharge through rain water harvesting in the premises of the proposed Prism Cement Plant was submitted along with the compliance dated 19.07.2012.</p>
<p>The project proponent shall modify the mine plan of the project at the time of seeking approval for the next mining scheme from the Indian Bureau of Mines so as to reduce the area for external over burden dump by suitably increasing the height of the dumps with proper terracing. It shall be ensured that the overall slope of the dump does not exceed 28°.</p>	<p>Workings shall be as per Approved Mine Plan, However The Mine Plan shall be modified as and when required.</p>
<p>Topsoil, if any, shall be stacked with proper slope at earmarked site(s) only with adequate measures and should be used for reclamation and rehabilitation of mined out areas.</p>	<p>Top-soil Shall be stacked with proper slope at earmarked sites in the Mining Lease as per the Approved Mining Plan/Mining Scheme</p>
<p>The project proponent shall ensure that no natural water course shall be obstructed due to any mining and plant operations.</p>	<p>No natural water course shall be obstructed due to any mining and plant operations in the Mining Lease and alienated land for plant.</p>

<p>The inter burden and other waste generated shall be stacked at earmarked dump site(s) only and should not be kept active for long period. The total height of the dumps shall not exceed 30 m in three terraces of 10 m each and the overall slope of the dump shall be maintained to 28°. The inter burden dumps should be scientifically vegetated with suitable native species to prevent erosion and surface run off. Monitoring and management of rehabilitated areas should continue until the vegetation becomes self-sustaining. Compliance status should be submitted to the Ministry of Environment & Forests and its Regional Office, Bangalore on six monthly bases.</p>	<p>The inter burden and other waste shall be stacked at earmarked dumpsite as per approved Mining Plan/Mining Scheme.</p> <p>Dump Shall be properly designed as per norms</p>
<p>) The void left unfilled shall be converted into water body. The higher benches of excavated void/mining pit shall be terraced and plantation to be done to stabilize the slopes. The slope of higher benches shall be made gentler for easy accessibility by local people to use the water body. Peripheral fencing shall be carried out along the excavated area.</p>	<p>The worked out pit will be converted into a water reservoir at the end of mining. The water filled in the reservoir will recharge the groundwater table around the lease area. Peripheral fencing will be carried out all along the worked out pit</p>
<p>) Catch drains and siltation ponds of appropriate size shall be constructed for the working pit, inter burden and mineral dumps to arrest flow of silt and sediment. The water so collected shall be utilized for watering the mine area, roads, green belt development etc. The drains shall be regularly desilted, particularly after monsoon and maintained properly.</p>	<p>Siltation ponds and catch drains will be constructed as and when required during the course of Mining activity.</p>
<p>) Dimension of the retaining wall at the toe of inter burden dumps and inter burden benches within the mine to check run-off and siltation should be based on the rain fall data.</p>	<p>Construction of the retaining wall at the toe of dumps will be carried out as and when required during the extension of dump.</p>

i) Regular monitoring of ground water level and quality should be carried out by establishing a network of existing wells and constructing new piezometers at suitable locations by the project proponent in and around project area in consultation with Regional Director, Central Ground Water Board. The frequency of monitoring should be four times a year- pre-monsoon (April/May), monsoon (August), post-monsoon (November), and winter (January). Data thus collected shall be sent at regular intervals to Ministry of Environment and Forests and its Regional Office at Bangalore, Central Ground Water Authority and Central Ground Water Board.

Regularly carrying out the monitoring of Groundwater levels and Quality of water in and around Core and Buffer Zone of the Project through **M/s KIWIS ECO LABORATORYIES Pvt. Ltd, Accredited by NABL. Average water levels are and reports are enclosed as ANNEXURE-1A& 1B.**

Ground water Level for DEC - 2020

S.No	Location	GW Level in mtr
1	Mines Office	11.0
2	Kalvatala	11.2
3	Mirjapuram	10.2
4	Ramireddy Palli	10.0

Ground Water Level for MARCH- 2021

S.No	Location	GW Level in mtr
1	Mines Office	10.6
2	Kalvatala	10.9
3	Mirjapuram	10.0
4	Ramireddy Palli	9.8

ii) Suitable conservation measures to augment groundwater resources in the area shall be planned and implemented in consultation with Regional Director, Central Ground Water Board.

Repaired existing check dams and the artesian open wells are left open for Ground Water Recharging in the Mining Lease.

iii) Blasting operation shall be carried out only during the daytime. Controlled blasting shall be practiced. The mitigative measures for control of ground vibrations and to arrest fly rocks and boulders shall be implemented.

Conduct the blasting in day time and use Controlled blasting technique to minimize the ground vibrations and fly rocks.

iv) The project proponent shall adopt wet drilling.

Practice Wet drilling to avoid air pollution.

v) As proposed, green belt should be developed in 33 % in and around the plant as per the CPCB guidelines.

Green belt is being developed in the Mining Lease as per the Approved Mine Plan.

(XXI) All the recommendations of the Corporate Responsibility or Environmental Protection (CREP) shall be strictly followed.

Strictly following the CSR and Environmental Protection Measures. Report of CSR activities with expenditure being enclosed as Annexure-2.

vi) Vehicular emissions shall be kept under control and regularly monitored. Measures shall be taken for maintenance of vehicles used in mining operations and in transportation of mineral. The vehicles should be covered with a tarpaulin and shall not be overloaded.

The vehicles will be properly maintained and not overloaded.

vii) Digital processing of the entire lease area using remote sensing technique shall be done regularly once in three years

Nil excavation activities except for plantation during the period.

for monitoring land use pattern and report submitted to Ministry of Environment and Forests and its Regional Office, Bangalore.	
V) A Final Mine Closure Plan along with details of Corpus Fund shall be submitted to the Ministry of Environment & Forests 5 years in advance of final mine closure, for approval.	Final closure Plan shall be submitted as per the condition
V) The company shall comply with the commitments made during public hearing held on 3 rd December, 2008.	Shall be complied

(B) GENERAL CONDITIONS

i. The project authority shall adhere to the stipulations made by State Pollution Control Board (SPCB) and State Government.	Adhering to the stipulations made by SPCB and state Government.																																																																																																																														
No further expansion or modification of the plant shall be carried out without prior approval of this Ministry.	The EC for the plant is under process and shall be complied accordingly.																																																																																																																														
iii. At least four ambient air quality monitoring stations shall be established in the down wind direction as well as where maximum ground level concentration of SPM, SO ₂ and NO _x are anticipated in consultation with the SPCB. Data on ambient air quality and stack emissions shall be regularly submitted to this Ministry including its Regional Office and SPCB / CPCB once in six months.	<p>Regular monitoring is being done with Established 4 AAQ monitoring stations in Core Zone and 4 in buffer zone through M/s KIWIS ECO LABORATORYIES Pvt. Ltd, Accredited by NABL, results are “summarized in the below table” and reports are enclosed as Anneure-1A & 1B.</p> <p align="center"><u>AAQ Monitoring test Reports for DEC- 2020</u></p> <table border="1"> <thead> <tr> <th>Location</th> <th>PM₁₀</th> <th>PM_{2.5}</th> <th>SO₂</th> <th>NO_x</th> <th>TSPM *</th> </tr> </thead> <tbody> <tr> <td>Mines Office</td> <td>70.4</td> <td>29.6</td> <td>15.3</td> <td>18.4</td> <td>149.4</td> </tr> <tr> <td>Kotapadu</td> <td>65.6</td> <td>28.9</td> <td>16.5</td> <td>18.9</td> <td>140.6</td> </tr> <tr> <td>Perusomala</td> <td>71.8</td> <td>29.6</td> <td>17.9</td> <td>19.6</td> <td>145.7</td> </tr> <tr> <td>Ramireddipalli</td> <td>66.6</td> <td>28.9</td> <td>16.1</td> <td>19.7</td> <td>156.5</td> </tr> <tr> <td>Nandipadu</td> <td>65.4</td> <td>27.9</td> <td>15.2</td> <td>18.4</td> <td>147.9</td> </tr> <tr> <td>Kalvatala</td> <td>69.6</td> <td>27.8</td> <td>18.1</td> <td>20.6</td> <td>139.8</td> </tr> <tr> <td>Kolimigundla</td> <td>70.2</td> <td>33.6</td> <td>16.8</td> <td>21.4</td> <td>163.5</td> </tr> <tr> <td>Mirjapuram</td> <td>65.2</td> <td>28.9</td> <td>16.3</td> <td>18.9</td> <td>140.1</td> </tr> </tbody> </table> <table border="1"> <thead> <tr> <th>Standards (µg/m3)</th> <th>100</th> <th>60</th> <th>80</th> <th>80</th> <th>200</th> </tr> </thead> <tbody> <tr> <td>Min</td> <td>65.2</td> <td>27.8</td> <td>15.2</td> <td>18.4</td> <td>139.8</td> </tr> <tr> <td>Max</td> <td>71.8</td> <td>33.6</td> <td>18.1</td> <td>21.4</td> <td>163.5</td> </tr> <tr> <td>Average</td> <td>68.5</td> <td>30.7</td> <td>16.65</td> <td>19.9</td> <td>151.65</td> </tr> </tbody> </table> <p align="center"><u>AAQ Monitoring test Reports for MARCH- 2021</u></p> <table border="1"> <thead> <tr> <th>Location</th> <th>PM₁₀</th> <th>PM_{2.5}</th> <th>SO₂</th> <th>NO_x</th> <th>TSPM *</th> </tr> </thead> <tbody> <tr> <td>Mines Office</td> <td>69.7</td> <td>28.3</td> <td>15.1</td> <td>17.6</td> <td>148.8</td> </tr> <tr> <td>Kotapadu</td> <td>64.3</td> <td>27.6</td> <td>15.4</td> <td>17.9</td> <td>140.1</td> </tr> <tr> <td>Perusomala</td> <td>70.2</td> <td>28.5</td> <td>16.4</td> <td>18.7</td> <td>144.3</td> </tr> <tr> <td>Ramireddipalli</td> <td>65.4</td> <td>27.7</td> <td>15.2</td> <td>18.5</td> <td>155.9</td> </tr> <tr> <td>Nandipadu</td> <td>64.5</td> <td>26.4</td> <td>14.9</td> <td>17.3</td> <td>146.2</td> </tr> <tr> <td>Kalvatala</td> <td>68.3</td> <td>26.9</td> <td>17.7</td> <td>19.5</td> <td>137.7</td> </tr> <tr> <td>Kolimigundla</td> <td>69.4</td> <td>31.3</td> <td>15.7</td> <td>20.5</td> <td>162.6</td> </tr> </tbody> </table>	Location	PM ₁₀	PM _{2.5}	SO ₂	NO _x	TSPM *	Mines Office	70.4	29.6	15.3	18.4	149.4	Kotapadu	65.6	28.9	16.5	18.9	140.6	Perusomala	71.8	29.6	17.9	19.6	145.7	Ramireddipalli	66.6	28.9	16.1	19.7	156.5	Nandipadu	65.4	27.9	15.2	18.4	147.9	Kalvatala	69.6	27.8	18.1	20.6	139.8	Kolimigundla	70.2	33.6	16.8	21.4	163.5	Mirjapuram	65.2	28.9	16.3	18.9	140.1	Standards (µg/m3)	100	60	80	80	200	Min	65.2	27.8	15.2	18.4	139.8	Max	71.8	33.6	18.1	21.4	163.5	Average	68.5	30.7	16.65	19.9	151.65	Location	PM ₁₀	PM _{2.5}	SO ₂	NO _x	TSPM *	Mines Office	69.7	28.3	15.1	17.6	148.8	Kotapadu	64.3	27.6	15.4	17.9	140.1	Perusomala	70.2	28.5	16.4	18.7	144.3	Ramireddipalli	65.4	27.7	15.2	18.5	155.9	Nandipadu	64.5	26.4	14.9	17.3	146.2	Kalvatala	68.3	26.9	17.7	19.5	137.7	Kolimigundla	69.4	31.3	15.7	20.5	162.6
Location	PM ₁₀	PM _{2.5}	SO ₂	NO _x	TSPM *																																																																																																																										
Mines Office	70.4	29.6	15.3	18.4	149.4																																																																																																																										
Kotapadu	65.6	28.9	16.5	18.9	140.6																																																																																																																										
Perusomala	71.8	29.6	17.9	19.6	145.7																																																																																																																										
Ramireddipalli	66.6	28.9	16.1	19.7	156.5																																																																																																																										
Nandipadu	65.4	27.9	15.2	18.4	147.9																																																																																																																										
Kalvatala	69.6	27.8	18.1	20.6	139.8																																																																																																																										
Kolimigundla	70.2	33.6	16.8	21.4	163.5																																																																																																																										
Mirjapuram	65.2	28.9	16.3	18.9	140.1																																																																																																																										
Standards (µg/m3)	100	60	80	80	200																																																																																																																										
Min	65.2	27.8	15.2	18.4	139.8																																																																																																																										
Max	71.8	33.6	18.1	21.4	163.5																																																																																																																										
Average	68.5	30.7	16.65	19.9	151.65																																																																																																																										
Location	PM ₁₀	PM _{2.5}	SO ₂	NO _x	TSPM *																																																																																																																										
Mines Office	69.7	28.3	15.1	17.6	148.8																																																																																																																										
Kotapadu	64.3	27.6	15.4	17.9	140.1																																																																																																																										
Perusomala	70.2	28.5	16.4	18.7	144.3																																																																																																																										
Ramireddipalli	65.4	27.7	15.2	18.5	155.9																																																																																																																										
Nandipadu	64.5	26.4	14.9	17.3	146.2																																																																																																																										
Kalvatala	68.3	26.9	17.7	19.5	137.7																																																																																																																										
Kolimigundla	69.4	31.3	15.7	20.5	162.6																																																																																																																										

Mirjapuram	64.9	28.1	15.3	17.8	139.3
-------------------	------	------	------	------	-------

Standards (µg/m3)	100	60	80	80	200
Min	64.3	26.4	14.9	17.3	137.7
Max	70.2	31.3	17.7	20.5	162.6
Average	67.25	28.85	16.3	18.9	150.15

Industrial waste water shall be properly collected and treated so as to conform to the standards prescribed under GSR 422 (E) dated 19th May, 1993 and 31st December, 1993 or as amended from time to time. The treated wastewater shall be utilized for plantation purpose.

Industrial wastewater shall be properly collected and treated to use for plantation purpose

v. The overall noise levels in and around the plant area shall be kept well within the standards (85 dBA) by providing noise control measures including acoustic hoods, silencers, enclosures etc. on all sources of noise generation. The ambient noise levels shall conform to the standards prescribed under Environmental (Protection) Act, 1986 Rules, 1989 viz. 75 dBA (day time) and 70 dBA (night time).

Monitoring the noise levels in core and Buffer zone is being carried out through **M/s KIWIS ECO LABORATORYIES Pvt. Ltd., Accredited by NABL**, results are “summarized in the below table” and reports are enclosed as **Annexure-1A & 1B**

Ambient Noise levels for DEC- 2020

Location	Time	Min	Max	Avg	Permissible Limit
Mines Office	Day	53.1	62.9	58.00	75 dB(A)
	Night	50.7	60.6	55.65	70 dB(A)
Kotapadu	Day	45.4	55.5	50.45	55 dB(A)
	Night	40.8	52.7	67.15	45 dB(A)
Perusomula	Day	43.9	58.7	51.3	55 dB(A)
	Night	40.1	53.2	46.65	45 dB(A)
Ramireddy Palli	Day	45.6	56.8	51.2	55 dB(A)
	Night	41.9	52.7	47.3	45 dB(A)
Nandipadu	Day	43.5	58.7	51.1	55 dB(A)
	Night	40.2	53.2	46.7	45 dB(A)
Kalvatala	Day	43.2	56.4	49.8	55 dB(A)
	Night	39.6	53.2	46.4	45 dB(A)
Kolmigundla	Day	43.4	56.4	49.9	55 dB(A)
	Night	42.1	53.2	47.65	45 dB(A)

Mirjapuram	Day	44.2	54.9	49.55	55 dB(A)
	Night	40.2	53.6	46.9	45 dB(A)

Ambient Noise levels for MARCH- 2021

Location	Time	Min	Max	Avg	Permissible Limit
Mines Office	Day	53.3	65.4	59.35	75 dB(A)
	Night	48.3	59.6	53.95	70 dB(A)
Kotapadu	Day	44.2	57.4	50.8	55 dB(A)
	Night	40.6	51.2	45.9	45 dB(A)
Perusomula	Day	44.9	58.3	51.6	55 dB(A)
	Night	40.3	53.6	46.95	45 dB(A)
Ramireddy Palli	Day	40.6	55.9	48.25	55 dB(A)
	Night	39.4	50.5	44.95	45 dB(A)
Nandipadu	Day	45.1	58.1	51.6	55 dB(A)
	Night	39.5	53.3	46.4	45 dB(A)
Kalvatata	Day	44.6	57.9	51.25	55 dB(A)
	Night	39.8	51.2	45.5	45 dB(A)
Kolimigundla	Day	44.3	57.6	50.95	55 dB(A)
	Night	40.1	50.9	45.5	45 dB(A)
Mirjapuram	Day	44.2	54.2	49.2	55 dB(A)
	Night	39.1	50.5	44.8	45 dB(A)

Proper housekeeping and adequate occupational health programmes shall be taken up. Occupational Health Surveillance programme shall be done on a regular basis and records maintained properly for at least 30-40 years. The programme shall include lung function and sputum analysis tests once in six months. Sufficient preventive measures shall be adopted to avoid direct exposure to dust etc.

Housekeeping is maintained.

The company shall undertake eco-development measures including community welfare measures in the project area.

Under the CSR program, welfare measures are implemented. The expenditure details are summarized in annexure-2

The project proponent shall also comply with all the environmental protection measures and safeguards recommended in the EIA/ EMP.

Environmental protection measures and safeguards recommended in the EIA/ EMP are being carried out.

A separate environmental management cell with full fledged laboratory facilities to carry out various management and monitoring functions shall be set up under the control of Senior Executive.

Environment Management Cell has been set up and is as below:
 upkar gupta - Env Head
 Ashok Lal - Agent of Mines
 Shashank Shrivastava - Mine Manager
 Movva Prakash - Mining Engineer

adequate fund shall be allocated to implement the conditions stipulated by the Ministry of Environment and Forests as well as the State Government. Time bound implementation schedule for implementing all the conditions stipulated herein shall be submitted. The funds so provided shall not be diverted for any other purpose.	Funds for implementation of EMP are allocated as required.
The Regional Office of this Ministry / CPCB / SPCB shall monitor the stipulated conditions. The project authorities shall extend full cooperation to the officer (s) of the Regional Office by furnishing the requisite data / information / monitoring reports. A six monthly compliance report and the monitored data along with statistical interpretation shall be submitted to them regularly.	Submitting the compliance report to APPCB and MOEFCC once in six months.
The Project Authorities shall inform the Regional Office as well as the Ministry, the date of financial closure and final approval of the project by the concerned authorities and the date of commencing the land development work.	The EC for the plant is under process and shall be complied accordingly.
No change in mining technology and scope of working shall be made without prior approval of the Ministry of Environment & Forests. No change in the calendar plan including excavation, quantum of limestone and waste shall be made.	There is no change in mining technology and exploitation shall be as per approved Mining Plan/ Review of Mining Plan.
Measures should be taken for control of noise levels below 85 dBA in the work environment. Workers engaged in operations of HEMM etc. Should be provided with ear plugs/ muffs.	The noise readings are within permissible limits.
Industrial waste water (workshop and waste water from the mine) should be properly collected, treated so as to conform to the standards prescribed under GSR 422 (E) dated 19 th May, 1993 and 31 st December, 1993 or as amended from time to time. Oil and grease trap should be installed before discharge of workshop effluents.	<ul style="list-style-type: none"> • Nil quantity of waste water generated during the period • Oil, Grease and water separators will be arranged at a mine workshop to prevent pollution of surface and groundwater.
Personnel working in dusty areas should wear protective respiratory devices and they should also be provided with adequate training and information on safety and health aspects. Occupational health surveillance program of the workers should be undertaken periodically to observe any contractions due to exposure to dust and take corrective measures, if needed.	Personal Protective Equipment will be provided and proper training will be given before deployment on job.
The project authorities shall inform the Regional Office located regarding date of financial closures and final approval of the project by the concerned authorities and the date of start of land development work.	The closure Plan will be prepared and intimated before the closure.
A copy of clearance letter will be marked to concerned Panchayat/ local NGO, if any, from whom suggestion / representation, if any, was received while processing the proposal.	A copy of Env Clearance has been marked to the concerned Panchayat.
State Pollution Control Board should display a copy of the clearance letter at the Regional office, District Industry Centre and Collector's office/ Tehsildar's Office for 30 days.	---
The project authorities shall advertise at least in two local newspapers widely circulated, one of which shall be in the vernacular language of the locality concerned, within 7 days of the issue of the clearance letter informing that the project has been accorded environmental clearance and a copy of the clearance letter is available with the State Pollution Control Board and also at web site of the Ministry of Environment and Forests at " http://envfor.nic.in " and a copy of the same shall be forwarded to the Regional Office of this Ministry.	Already advertised in two local largest published News Papers, one in Telugu Newspaper (Sakshi) and another one in English (The Hans India) on dated 01.02.2021.

Annexure II

Prism Johnson Limited, AP Project

Report on CSR program (October'2020 to March'2021)

Introduction:

AP Cement Project at Kotapadu, Kolimigundla Mandal of Kurnool District:

Prism Johnson Limited has proposed to setup an integrated green field cement project with clinker production capacity of 3.0 MTPA and cement capacity 4.8 MTPA at Kotapadu & Kalvatala villages of Kolimigundla Mandal, District – Kurnool, Andhra Pradesh.

Since its inception **Prism Johnson Limited** has been socially responsible and has been voluntarily undertaken various Corporate Social Responsibility (CSR) initiatives for the betterment of community.

Thrust Areas of CSR for AP Cement project location:

- ✓ Education Development (Supporting Education)
- ✓ Water Resource Development and Drinking Water projects
- ✓ Rural Infrastructure Development
- ✓ Health

Geographical outreach of CSR initiatives in proposed AP cement project, Kurnool district:

S. No.	Name of the village	Mandal	District	Nature of connection
1	Kotapadu	Kolimigundla	Kurnool	ML area & PL area
2	Kalvatala			
3	Nandipadu			
4	Perusomala	Sanjamala		PL area

Summary of CSR initiatives by Prism Cement Limited under various thrust areas during **Oct'2020** to **Mar'2021** are as follows:

1. EDUCATION DEVELOPMENT:

Location	Project/activity
MP Primary School, Kotapadu	Supporting for cleanly maintenance of school

2. WATER RESOURCE DEVELOPMENT AND DRINKING WATER PROJECTS:

Location	Project/activity
Kotapadu village	Replaced new equipment at R.O. plant at Kotapadu village as the existing equipment got repaired.

3. RURAL INFRASTRUCTURE DEVELOPMENT:

Location	Project/activity
Kotapadu & Kalvatala villages	Supporting for <i>regular maintenance</i> of village cultural centers/ <i>religious places</i> .
Kotapadu village	Contributed to celebrate 'Shri Chowdeshwari Jyothulu' a cultural celebration as a heritage of the village

Few snapshots of CSR activities during the period:

Budget expenditure for the year 2020-21 (October'2020 to March'2021) under CSR program

Sl. No.	Program/Project description	Amount spent (Rs. in Lakhs)
1	Education Development	0.102
2	Rural Infrastructure Development Program	-
3	Water Resource Development and Drinking Water Projects	0.578
4	Non-plan programs / Activities	1.428
	Total	2.108

Prism Cement Limited, AP Project

CSR budget expenditure from 2009-10 (since project inception) to Mar -2021

Sl No	Program/Project Description	Year Wise expenditure(Rs.in Lakhs)												Total
		2009-10	2010-11	2011-12	2012-13	2013-14	2014-15	2015-16	2016-17	2017-18	2018-19	2019-20	2020-21	
1	Education Development	-	-	5.61	10.76	1.51	13.65	0.69	12.80	1.21	0.18	0.20	0.204	46.814
2	Health & Sanitation	0.44	-	0.06	4.93	0.27	-	0.09	0.01	-	-	-	-	5.80
3	Rural Infrastructure Development	-	5.95	2.30	0.98	10.43	3.38	2.62	6.77	2.36	2.10	-	-	36.89
4	Water Resource Dev & Drinking Water projects	-	1.64	2.29	11.12	4.01	2.06	0.63	6.03	2.71	1.74	3.81	0.953	36.993
5	Non- Plan Programs/Activities	1.58	10.77	7.20	14.71	9.74	1.73	0.90	0.43	0.33	1.57	3.00	3.656	55.616
		2.02	18.36	17.46	42.50	25.96	20.82	4.93	26.04	6.61	5.59	7.01	4.813	182.113

TEST REPORT

Page 1 of 1

Report No:KIWIS/AAQ/COM/20/203

Name and address of the client

*M/s Prism Johnson Limited,
 Sada Siva Rao Apartments, Plot No. 610A-3
 Sada Siva Rao Compound, Near B.H Mahal,
 Tadipatri-515411, Anantapur district,
 Andhra Pradesh.*

Date of report	: 21-12-2020	Sample Collected by	: Kiwis Eco Laboratories Private Limited
Sampling date	: 15-12-2020	Sample Condition	: Samples received in self sealed covers and sample bottles
Sample received on	: 17-12-2020	Sampling Procedure	: CPCB Guidelines (NAAQMS/36/2012-13)
Analysis starting date	: 17-12-2020	Weather Conditions	: Dry
Analysis completion date	: 21-12-2020	Sample registration no	: AAQ/COM/12/20/285
Sub Contract Testing	: NA	Temperature & Humidity	: 28°C & 58%
		Sample description/Code	: Ambient Air Quality Monitoring MINES OFFICE

Location:

1. MINES OFFICE : AAQ/COM/12/20/285: PCL/MO/AAQ/15/12/2020/01

TEST RESULT

Samples are analyzed "as is where basis is"


S. No	Parameter	Method	Units	Result	Standards
1	PM ₁₀	IS 5182: Part 23 : 2006	µg/m ³	70.4	100
2	PM _{2.5}	CPCBs Guidelines Volume - 1 (2012-13)	µg/m ³	29.6	60
3	SO ₂	IS 5182: Part 2 : 2001	µg/m ³	15.3	80
4	NO _x	IS 5182:Part 6 :2006	µg/m ³	18.4	80
5	TSPM	IS 5182 (PART - IV), 1999	µg/m ³	149.4	200

NA: Not Applicable


Opinion and interpretation: Nil

- Test reports shall not be reproduced except in full, without written approval of the laboratory
- PM₁₀ Instrument Model: LataEnvirotech APM-860, Calibration valid up to: 03-02-2021
- PM_{2.5} Instrument Model: LataEnvirotech APM-154, Calibration valid up to: 03-02-2021

Checked By


 (A. Neeraja)
 (Sr. Chemist)

Authorized Signatory


 (Dr. Nalini Vijayalaxmi)
 (Mahager-Laboratory)

End of the Report

Note : This report is subject to the terms and conditions mentioned overleaf



TEST REPORT

Page 1 of 1

Report No: **KIWIS/AAQ/COM/20/204**

Name and address of the client:

**M/s Prism Johnson Limited,
 Sada Siva Rao Apartments, Plot No. 610A-3
 Sada Siva Rao Compound, Near B.H Mahal,
 Tadipatri-515411, Anantapur district,
 Andhra Pradesh.**

Date of report	: 21-12-2020	Sample Collected by	: Kiwis Eco Laboratories Private Limited
Sampling date	: 16-12-2020	Sample Condition	: Samples received in self sealed covers and sample bottles
Sample received on	: 17-12-2020	Sampling Procedure	: CPCB Guidelines (NAAQMS/36/2012-13)
Analysis starting date	: 17-12-2020	Weather Conditions	: Dry
Analysis completion date	: 21-12-2020	Sample registration no	: AAQ/COM/12/20/286
Sub Contract Testing	: NA	Temperature & Humidity	: 28°C & 58%
		Sample description/Code	: Ambient Air Quality Monitoring Kotapadu village

Location:

1. KOTAPADU VILLAGE : AAQ/COM/12/20/286: PCL/KPV/AAQ/15/12/2020/01

TEST RESULT

Samples are analyzed "as is where basis is"


S. No	Parameter	Method	Units	Result	*Standards
1	PM ₁₀	IS 5182: Part 23 : 2006	µg/m ³	65.6	100
2	PM _{2.5}	CPCBs Guidelines Volume - 1 (2012-13)	µg/m ³	28.9	60
3	SO ₂	IS 5182: Part 2 : 2001	µg/m ³	16.5	80
4	NO _x	IS 5182: Part 6 : 2006	µg/m ³	18.9	80
5	TSPM	IS 5182 (PART - IV), 1999	µg/m ³	140.6	200

Opinion and interpretation: Nil

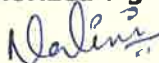
NA: Not Applicable

- Test reports shall not be reproduced except in full, without written approval of the laboratory
- PM₁₀ Instrument Model: LataEnvirotech APM-860, Calibration valid up to: 03-02-2021
- PM_{2.5} Instrument Model: LataEnvirotech APM-154, Calibration valid up to: 03-02-2021

Checked By


 (A. Neeraja)
 (Sr. Chemist)

Authorized Signatory


 (Dr. Nalini Vijayalaxmi)
 (Manager-Laboratory)

End of the Report

Note : This report is subject to the terms and conditions mentioned overleaf

TEST REPORT

Page 1 of 1

Report No:KIWIS/AAQ/COM/20/205

Name and address of the client

M/s Prism Cement Limited
Sada Siva Rao Apartments, Plot No. 610A-3
Sada Siva Rao Compound, Near B.H Mahal,
Tadipatri-515411, Anantapur district,
Andhra Pradesh.

Date of report : 21-12-2020 Sample Collected by : Kiwis Eco Laboratories Private Limited
 Sampling date : 15-12-2020 Sample Condition : Samples received in self sealed covers and sample bottles
 Sample received on : 17-12-2020 Sampling Procedure : CPCB Guidelines (NAAQMS/36/2012-13)
 Analysis starting date : 17-12-2020 Weather Conditions : Dry
 Analysis completion date : 21-12-2020 Sample registration no : AAQ/COM/12/20/287
 Sub Contract Testing : NA Temperature & Humidity : 28°C & 58%
 Sample description/Code : Ambient Air Quality Monitoring
PERUSOMULA

Location:

1. PERUSOMULA VILLAGE: AAQ/COM/12/20/287: PCL/PV/AAQ/15/12/2020/01

TEST RESULT

Samples are analyzed "as is where basis is"

S. No	Parameter	Method	Units	Result	Standards
1	PM ₁₀	IS 5182: Part 23 : 2006	µg/m ³	71.8	100
2	PM _{2.5}	CPCBs Guidelines Volume - 1 (2012-13)	µg/m ³	29.6	60
3	SO ₂	IS 5182: Part 2 : 2001	µg/m ³	17.9	80
4	NO _x	IS 5182:Part 6 :2006	µg/m ³	19.6	80
5	TSPM *	IS 5182 (PART - IV), 1999	µg/m ³	145.7	200

Opinion and interpretation: Nil

NA: Not Applicable

- Test reports shall not be reproduced except in full, without written approval of the laboratory
- PM₁₀ Instrument Model: LataEnvirotech APM-860, Calibration valid up to: 03-02-2021
- PM_{2.5} Instrument Model: LataEnvirotech APM-154, Calibration valid up to: 03-02-2021

Checked By


 (A. Neeraja)
 (Sr. Chemist)

Authorized Signatory


 (Dr. Nalini Vijayalaxmi)
 (Manager-Laboratory)

End of the Report

Note : This report is subject to the terms and conditions mentioned overleaf

TEST REPORT

Page 1 of 1

Report No: **KIWIS/AAQ/COM/20/206**

Name and address of the client:

M/s Prism Cement Limited
Sada Siva Rao Apartments, Plot No. 610A-3
Sada Siva Rao Compound, Near B.H Mahal,
Tadipatri-515411, Anantapur district,
Andhra Pradesh.

Date of report : 21-12-2020 Sample Collected by : Kiwis Eco Laboratories Private Limited
Sampling date : 15-12-2020 Sample Condition : Samples received in self sealed covers
and sample bottles
Sample received on : 17-12-2020 Sampling Procedure : CPCB Guidelines (NAAQMS/36/2012-13)
Analysis starting date : 17-12-2020 Weather Conditions : Dry
Analysis completion date : 21-12-2020 Sample registration no : AAQ/COM/12/20/288
Sub Contract Testing : NA Temperature & Humidity : 27°C & 58%
Sample description/Code : Ambient Air Quality Monitoring
Ramireddipalli village

Location:

1. RAMIREDDIPALLI VILLAGE: AAQ/COM/12/20/288: PCL/RV/AAQ/15/12/2020/01

TEST RESULT

Samples are analyzed "as is where basis is"

S. No	Parameter	Method	Units	Result	*Standards
1	PM ₁₀	IS 5182: Part 23 : 2006	µg/m ³	66.6	100
2	PM _{2.5}	CPCBs Guidelines Volume - 1 (2012-13)	µg/m ³	28.9	60
3	SO ₂	IS 5182: Part 2 : 2001	µg/m ³	16.1	80
4	NO _x	IS 5182:Part 6 :2006	µg/m ³	19.7	80
5	TSPM	IS 5182 (PART - IV), 1999	µg/m ³	156.5	200

Opinion and interpretation: Nil


NA: Not Applicable

- Test reports shall not be reproduced except in full, without written approval of the laboratory
- PM₁₀ Instrument Model: LataEnvirotech APM-860, Calibration valid up to: 03-02-2021
- PM_{2.5} Instrument Model: LataEnvirotech APM-154, Calibration valid up to: 03-02-2021

Checked By


(A. Neeraja)
(Sr. Chemist)

Authorized Signatory


(Dr. Nalini Vijayalaxmi)
(Manager-Laboratory)

End of the Report

Note : This report is subject to the terms and conditions mentioned overleaf



KIWIS

ECO LABORATORIES PVT LTD

Certified by ISO 14001:2015, ISO 9001:2015
OHSAS 18001 : 2007

Plot No. 19, ALEAP Industrial Estate,
SY. No's 342, Near Pragathi Nagar,
Quthbullpur Mandal and Municipality,
Ranga Reddy Dist. Telangana - 500 090.
Email : kiwislabhyd@gmail.com
Ph : 9010548548 / 040-23816333

TEST REPORT

Page 1 of 1

Report No:KIWIS/AAQ/COM/20/211

Name and address of the client

**M/s Prism Johnson Limited,
Sada Siva Rao Apartments, Plot No. 610A-3
Sada Siva Rao Compound, Near B.H Mahal,
Tadipatri-515411, Anantapur district,
Andhra Pradesh.**

Date of report	: 21-12-2020	Sample Collected by	: Kiwis Eco Laboratories Private Limited
Sampling date	: 16-12-2020	Sample Condition	: Samples received in self sealed covers and sample bottles
Sample received on	: 17-12-2020	Sampling Procedure	: CPCB Guidelines (NAAQMS/36/2012-13)
Analysis starting date	: 17-12-2020	Weather Conditions	: Dry
Analysis completion date	: 21-12-2020	Sample registration no	: AAQ/COM/12/20/293
Sub Contract Testing	: NA	Temperature & Humidity	: 28°C & 60%
		Sample description/Code	: Ambient Air Quality Monitoring MIRJAPURAM village

Location:

1. MIRJAPURAM VILLAGE: AAQ/COM/12/20/293: PCL/MV/AAQ/16/12/2020/01

TEST RESULT

Samples are analyzed "as is where basis is"

S. No	Parameter	Method	Units	Result	Standards
1	PM ₁₀	IS 5182: Part 23 : 2006	µg/m ³	65.2	100
2	PM _{2.5}	CPCBs Guidelines Volume - 1 (2012-13)	µg/m ³	28.9	60
3	SO ₂	IS 5182: Part 2 : 2001	µg/m ³	16.3	80
4	NO _x	IS 5182:Part 6 :2006	µg/m ³	18.9	80
5	TSPM *	IS 5182 (PART - IV), 1999	µg/m ³	140.1	200

Opinion and interpretation: Nil

NA: Not Applicable

- Test reports shall not be reproduced except in full, without written approval of the laboratory
- PM₁₀ Instrument Model: LataEnvirotech APM-860, Calibration valid up to: 03-02-2021
- PM_{2.5} Instrument Model: LataEnvirotech APM-154, Calibration valid up to: 03-02-2021

Checked By


(A. Neeraja)
(Sr. Chemist)

Authorized Signatory


(Dr. Nalini Vijayalaxmi)
(Manager-Laboratory)

End of the Report

Note : This report is subject to the terms and conditions mentioned overleaf



TEST REPORT

 Report No: **KIWIS/AAQ/COM/20/212**

Page 1 of 1

Name and address of the client

**M/s Prism Johnson Limited,
 Sada Siva Rao Apartments, Plot No. 610A-3
 Sada Siva Rao Compound, Near B.H Mahal,
 Tadipatri-515411, Anantapur district,
 Andhra Pradesh.**

Date of report	: 21-12-2020	Sample Collected by	: Kiwis Eco Laboratories Private Limited
Sampling date	: 16-12-2020	Sample Condition	: Samples received in self sealed covers and sample bottles
Sample received on	: 17-12-2020	Sampling Procedure	: CPCB Guidelines (NAAQMS/36/2012-13)
Analysis starting date	: 17-12-2020	Weather Conditions	: Dry
Analysis completion date	: 21-12-2020	Sample registration no	: AAQ/COM/12/20/297
Sub Contract Testing	: NA	Temperature & Humidity	: 29°C & 61%
		Sample description/Code	: Ambient Air Quality Monitoring KALAVATALA village

Location:

1. KALAVATALA VILLAGE: AAQ/COM/12/20/297: PCL/KV/AAQ/16/12/2020/01

TEST RESULT

Samples are analyzed "as is where basis is"

S. No	Parameter	Method	Units	Result	Standards
1	PM ₁₀	IS 5182: Part 23 : 2006	µg/m ³	69.6	100
2	PM _{2.5}	CPCBs Guidelines Volume - 1 (2012-13)	µg/m ³	27.8	60
3	SO ₂	IS 5182: Part 2 : 2001	µg/m ³	18.1	80
4	NO _x	IS 5182: Part 6 : 2006	µg/m ³	20.6	80
5	TSPM *	IS 5182 (PART - IV), 1999	µg/m ³	139.8	200

Opinion and interpretation: Nil

NA: Not Applicable

- Test reports shall not be reproduced except in full, without written approval of the laboratory
- PM₁₀ Instrument Model: Lata Envirotech APM-860, Calibration valid up to: 03-02-2021
- PM_{2.5} Instrument Model: Lata Envirotech APM-154, Calibration valid up to: 03-02-2021

Checked By


 (A. Neeraja)
 (Sr. Chemist)

Authorized Signatory


 (Dr. Nalini Vijayalaxmi)
 (Manager-Laboratory)

End of the Report

Note : This report is subject to the terms and conditions mentioned overleaf

TEST REPORT

Page 1 of 1

Report No:KIWIS/AAQ/COM/20/213

Name and address of the client

**M/s Prism Johnson Limited,
Sada Siva Rao Apartments, Plot No. 610A-3
Sada Siva Rao Compound, Near B.H Mahal,
Tadipatri-515411, Anantapur district,
Andhra Pradesh.**

Date of report : 21-12-2020 Sample Collected by : Kiwis Eco Laboratories Private Limited
Sampling date : 16-12-2020 Sample Condition : Samples received in self sealed covers
and sample bottles
Sample received on : 17-12-2020 Sampling Procedure : CPCB Guidelines (NAAQMS/36/2012-13)
Analysis starting date : 17-12-2020 Weather Conditions : Dry
Analysis completion date : 21-12-2020 Sample registration no : AAQ/COM/12/20/295
Sub Contract Testing : NA Temperature & Humidity : 28°C & 59%
Sample description/Code : Ambient Air Quality Monitoring
KOLIMIGUNDLA village

Location:

1. KOLIMIGUNDLA VILLAGE : AAQ/COM/12/20/295: PCL/KMV/AAQ/16/12/2020/01

TEST RESULT

Samples are analyzed "as is where basis is"

S. No	Parameter	Method	Units	Result	Standards
1	PM ₁₀	IS 5182: Part 23 : 2006	µg/m ³	70.2	100
2	PM _{2.5}	CPCBs Guidelines Volume - 1 (2012-13)	µg/m ³	33.6	60
3	SO ₂	IS 5182: Part 2 : 2001	µg/m ³	16.8	80
4	NO _x	IS 5182:Part 6 :2006	µg/m ³	21.4	80
5	TSPM *	IS 5182 (PART - IV), 1999	µg/m ³	163.5	200

Opinion and interpretation: Nil


NA: Not Applicable

- Test reports shall not be reproduced except in full, without written approval of the laboratory
- PM₁₀ Instrument Model: LataEnvirotech APM-860, Calibration valid up to: 03-02-2021
- PM_{2.5} Instrument Model: LataEnvirotech APM-154, Calibration valid up to: 03-02-2021

Checked By


(A. Neeraja)
(Sr. Chemist)

Authorized Signatory


(Dr. Nalini Vijayalaxmi)
(Manager-Laboratory)

End of the Report

TEST REPORT

Page 1 of 1

Report No:KIWIS/AAQ/COM/20/214

Name and address of the client

**M/s Prism Johnson Limited,
 Sada Siva Rao Apartments, Plot No. 610A-3
 Sada Siva Rao Compound, Near B.H Mahal,
 Tadipatri-515411, Anantapur district,
 Andhra Pradesh.**

Date of report : 21-12-2020 Sample Collected by : Kiwis Eco Laboratories Private Limited
 Sampling date : 16-12-2020 Sample Condition : Samples received in self sealed covers
 and sample bottles
 Sample received on : 17-12-2020 Sampling Procedure : CPCB Guidelines (NAAQMS/36/2012-13)
 Analysis starting date : 17-12-2020 Weather Conditions : Dry
 Analysis completion date : 21-12-2020 Sample registration no : AAQ/COM/12/20/296
 Sub Contract Testing : NA Temperature & Humidity : 29°C & 64%
 Sample description/Code : Ambient Air Quality Monitoring
 NANDIPADU village

Location:

1. NANDIPADU VILLAGE : AAQ/COM/12/20/296: PCL/NV/AAQ/16/12/2020/01

TEST RESULT

Samples are analyzed "as is where basis is"


S. No	Parameter	Method	Units	Result	Standards
1	PM ₁₀	IS 5182: Part 23 : 2006	µg/m ³	65.4	100
2	PM _{2.5}	CPCBs Guidelines Volume - 1 (2012-13)	µg/m ³	27.9	60
3	SO ₂	IS 5182: Part 2 : 2001	µg/m ³	15.2	80
4	NO _x	IS 5182:Part 6 :2006	µg/m ³	18.4	80
5	TSPM *	IS 5182 (PART - IV), 1999	µg/m ³	147.9	200

Opinion and interpretation: Nil


NA: Not Applicable

- Test reports shall not be reproduced except in full, without written approval of the laboratory
- PM₁₀ Instrument Model: LataEnvirotech APM-860, Calibration valid up to: 03-02-2021
- PM_{2.5} Instrument Model: LataEnvirotech APM-154, Calibration valid up to: 03-02-2021

Checked By


(A. Neeraja)
(Sr. Chemist)

Authorized Signatory


(Dr. Nalini Vijayalaxmi)
(Manager-Laboratory)

End of the Report

TEST REPORT

Page 1 of 2

Report No: KIWIS/NOISE/COM/20/207

Name and address of the client

**M/s Prism Johnson Limited,
Sada Siva Rao Apartments, Plot No. 610A-3
Sada Siva Rao Compound, Near B.H Mahal,
Tadipatri-515411, Anantapur district,
Andhra Pradesh.**

Date of report : 22-12-2020

Date of Monitoring : 15-12-2020

Sample Registration No : NOISE/COM/12/20/289

Sample Collected By : Kiwis Eco Laboratories Private Limited

Sample Description/Code : Noise Monitoring

Sub Contract Testing : NA

Location:

1. MINES OFFICE: NOISE/COM/12/20/289: PCL/ MO/NOISE/15/12/2020/01



TEST REPORT

Report No: KIWIS/NOISE/COM/20/207

Page 2 of 2

TEST RESULT


Sl.No.	Time	Result in dB(A)
		Mines office
1	06:00 - 07:00	53.1
2	07:00 - 08:00	53.2
3	08:00 - 09:00	55.8
4	09:00 - 10:00	56.7
5	10:00 - 11:00	58.2
6	11:00 - 12:00	60.3
7	12:00 - 13:00	61.2
8	13:00 - 14:00	62.5
9	14:00 - 15:00	63.7
10	15:00 - 16:00	64.2
11	16:00 - 17:00	63.7
12	17:00 - 18:00	62.9
13	18:00 - 19:00	60.6
14	19:00 - 20:00	59.4
15	20:00 - 21:00	57.5
16	21:00 - 22:00	56.4
17	22:00 - 23:00	54.7
18	23:00 - 00:00	53.6
19	00:00 - 01:00	52.4
20	01:00 - 02:00	52.1
21	02:00 - 03:00	51.3
22	03:00 - 04:00	50.7
23	04:00 - 05:00	51.6
24	05:00 - 06:00	52.5
Leq Day		60.9
Leq Night		52.2
CPCB Norms (Day Time)		75 dB(A)
CPCB Norms (Night time)		70 dB(A)

Opinion and interpretation: Nil


NA: Not Applicable

- Test reports shall not be reproduced except in full, without written approval of the laboratory
 Integrated Sound Level Meter, Make:LUTRON, ModelNo:SL- 4033 SD, Calibration valid up to:08-06-2021

Checked By


 (A. Neeraja)
 (Sr. Chemist)

Authorized Signatory


 (Dr. Nalini Vijayalaxmi)
 (Manager-Laboratory)

End of the Report

Note : This report is subject to the terms and conditions mentioned overleaf



KIWIS

ECO LABORATORIES PVT LTD

Certified by ISO 14001:2015, ISO 9001:2015
OHSAS 18001 : 2007

Plot No. 19, ALEAP Industrial Estate,
SY. No's 342, Near Pragathi Nagar,
Quthbullpur Mandal and Municipality,
Ranga Reddy Dist. Telangana - 500 090.
Email : kiwislabhyd@gmail.com
Ph : 9010548548 / 040-23816333

TEST REPORT

Report No: KIWIS/NOISE/COM/20/208

Page 1 of 2

Name and address of the client

**M/s Prism Johnson Limited,
Sada Siva Rao Apartments, Plot No. 610A-3
Sada Siva Rao Compound, Near B.H Mahal,
Tadipatri-515411, Anantapur district,
Andhra Pradesh.**

Date of report :22-12-2020

Date of Monitoring : 15-12-2020

Sample Registration No : NOISE/COM/12/20/290

Sample Collected By : KIWIS Eco Laboratories Private Limited

Sample Description/Code : Noise Monitoring

Sub Contract Testing : NA

Location:

1. KOTAPADU VILLAGE: NOISE/COM/12/20/290: PCL/ KPV/NOISE/15/12/2020/01

TEST REPORT

Report No: **KIWIS/NOISECOM//20/208**

Page 2 of 2

TEST RESULT


Sl.No.	Time	Result in dB(A)
		Kotapadu Village
1	06:00 - 07:00	45.4
2	07:00 - 08:00	45.9
3	08:00 - 09:00	46.5
4	09:00 - 10:00	47.8
5	10:00 - 11:00	49.7
6	11:00 - 12:00	50.8
7	12:00 - 13:00	52.4
8	13:00 - 14:00	54.9
9	14:00 - 15:00	55.5
10	15:00 - 16:00	55.3
11	16:00 - 17:00	54.6
12	17:00 - 18:00	54.1
13	18:00 - 19:00	52.7
14	19:00 - 20:00	51.5
15	20:00 - 21:00	49.2
16	21:00 - 22:00	48.6
17	22:00 - 23:00	46.4
18	23:00 - 00:00	44.7
19	00:00 - 01:00	42.8
20	01:00 - 02:00	42.2
21	02:00 - 03:00	40.8
22	03:00 - 04:00	41.9
23	04:00 - 05:00	43.9
24	05:00 - 06:00	44.8
Leq Day		52.1
Leq Night		43.0
CPCB Norms (Day Time)		55 dB(A)
CPCB Norms (Night time)		45 dB(A)

Opinion and interpretation: Nil


NA: Not Applicable

- Test reports shall not be reproduced except in full, without written approval of the laboratory
 Integrated Sound Level Meter, Make:LUTRON, ModelNo:SL- 4033 SD, Calibration valid up to:08-06-2021

Checked By


 (A. Neeraja)
 (Sr. Chemist)

Authorized Signatory


 (Dr. Nalini Vijayalaxmi)
 (Manager-Laboratory)

End of the Report



TEST REPORT

Page 1 of 2

Report No: KIWIS/NOISE/COM/20/209

Name and address of the client

**M/s Prism Johnson Limited,
Sada Siva Rao Apartments, Plot No. 610A-3
Sada Siva Rao Compound, Near B.H Mahal,
Tadipatri-515411, Anantapur district,
Andhra Pradesh.**

Date of report :22-12-2020

Date of Monitoring : 15-12-2020

Sample Registration No : NOISE/COM/12/20/291

Sample Collected By : Kiwis Eco Laboratories Private Limited

Sample Description/Code : Noise Monitoring

Sub Contract Testing : NA

Location:

1. PERUSOMULA VILLAGE: NOISE/COM/12/20/291: PCL/PV/NOISE/15/12/2020/01

TEST REPORTReport No: **KIWIS/NOISE/COM/20/209**

Page 2 of 2

TEST RESULT


Sl.No.	Time	Result in dB(A)
		<i>Perusomula Village</i>
1	06:00 - 07:00	43.9
2	07:00 - 08:00	44.5
3	08:00 - 09:00	46.2
4	09:00 - 10:00	48.2
5	10:00 - 11:00	49.5
6	11:00 - 12:00	51.7
7	12:00 - 13:00	54.6
8	13:00 - 14:00	56.2
9	14:00 - 15:00	57.6
10	15:00 - 16:00	58.7
11	16:00 - 17:00	56.4
12	17:00 - 18:00	55.4
13	18:00 - 19:00	53.2
14	19:00 - 20:00	52.5
15	20:00 - 21:00	50.3
16	21:00 - 22:00	48.7
17	22:00 - 23:00	48.6
18	23:00 - 00:00	45.1
19	00:00 - 01:00	43.2
20	01:00 - 02:00	41.1
21	02:00 - 03:00	40.1
22	03:00 - 04:00	41.9
23	04:00 - 05:00	43.2
24	05:00 - 06:00	43.1
Leq Day		53.9
Leq Night		43.3
CPCB Norms (Day Time)		55 dB(A)
CPCB Norms (Night time)		45dB(A)

Opinion and interpretation: Nil


NA: Not Applicable

- Test reports shall not be reproduced except in full, without written approval of the laboratory
Integrated Sound Level Meter, Make:LUTRON, ModelNo:SL- 4033 SD, Calibration valid up to:08-06-2021

Checked By


(A. Neeraja)
(Sr. Chemist)

Authorized Signatory


(Dr. Nalini Vijayalaxmi)
(Manager-Laboratory)
End of the Report

Note : This report is subject to the terms and conditions mentioned overleaf

TEST REPORT

Page 1 of 2

Report No: KIWIS/NOISE/COM/20/210

Name and address of the client

**M/s Prism Johnson Limited,
Sada Siva Rao Apartments, Plot No. 610A-3
Sada Siva Rao Compond, Near B.H Mahal,
Tadipatri-515411, Anantapur district,
Andhra Pradesh.**

Date of report : 22-12-2020

Date of Monitoring : 15-12-2020

Sample Registration No : NOISE/COM/12/20/292

Sample Collected By : Kiwis Eco Laboratories Private Limited

Sample Description/Code : Monitoring

Sub Contract Testing : NA

Location:

1. RAMIREDDIPALLI VILLAGE: NOISE/COM/12/20/292:PCL/ RV/NOISE/15/12/2020/01

TEST REPORT

Report No: KIWIS/NOISE/COM/20/210

Page 2 of 2

TEST RESULT


S.No	Time	Result in dB(A)
		Ramireddipalli Village
1	06:00 - 07:00	45.6
2	07:00 - 08:00	45.7
3	08:00 - 09:00	46.2
4	09:00 - 10:00	47.2
5	10:00 - 11:00	49.7
6	11:00 - 12:00	50.8
7	12:00 - 13:00	52.9
8	13:00 - 14:00	54.2
9	14:00 - 15:00	55.5
10	15:00 - 16:00	56.8
11	16:00 - 17:00	54.6
12	17:00 - 18:00	54.1
13	18:00 - 19:00	52.7
14	19:00 - 20:00	51.5
15	20:00 - 21:00	49.2
16	21:00 - 22:00	48.6
17	22:00 - 23:00	46.4
18	23:00 - 00:00	45.9
19	00:00 - 01:00	44.2
20	01:00 - 02:00	43.7
21	02:00 - 03:00	41.9
22	03:00 - 04:00	42.6
23	04:00 - 05:00	44.1
24	05:00 - 06:00	44.9
Leq Day		52.1
Leq Night		44.2
CPCB Norms (Day Time)		55 dB(A)
CPCB Norms (Night time)		45 dB(A)

Opinion and interpretation: Nil


NA: Not Applicable

- Test reports shall not be reproduced except in full, without written approval of the laboratory
Integrated Sound Level Meter, Make:LUTRON, ModelNo:SL- 4033 SD, Calibration valid up to:08-06-2021

Checked By


(A. Neeraja)
(Sr. Chemist)

Authorized Signatory


(Dr. Nalini Vijayalaxmi)
(Manager-Laboratory)

End of the Report

Note : This report is subject to the terms and conditions mentioned overleaf



KIWIS

ECO LABORATORIES PVT LTD

Certified by ISO 14001:2015, ISO 9001:2015
OHSAS 18001 : 2007

Plot No. 19, ALEAP Industrial Estate,
SY. No's 342, Near Pragathi Nagar,
Quthbullpur Mandal and Municipality,
Ranga Reddy Dist. Telangana - 500 090.
Email : kiwislabhyd@gmail.com
Ph : 9010548548 / 040-23816333

TEST REPORT

Page 1 of 2

Report No: KIWIS/NOISE/COM/20/99/9

Name and address of the client

**M/s Prism Johnson Limited,
Sada Siva Rao Apartments, Plot No. 610A-3
Sada Siva Rao Compound, Near B.H Mahal,
Tadipatri-515411, Anantapur district,
Andhra Pradesh.**

Date of report : 28-09-2020

Date of Monitoring : 22-09-2020

Sample Registration No : NOISE/COM/09/20/143/9

Sample Collected By : Kiwis Eco Laboratories Private Limited

Sample Description/Code : Noise Monitoring

Sub Contract Testing : NA

Location:

1. MIRJAPURAM VILLAGE: NOISE/COM/09/20/143/9 :PCL/ MV/NOISE/22/09/2020/01

Report No: KIWIS/NOISE/COM/20/99/9

TEST REPORT

Page 2 of 2

TEST RESULT


S.No	Time	Result in dB(A)
		Mirjapuram Village
1	06:00 - 7:00	44.2
2	07:00 - 08:00	45.9
3	08:00 - 09:00	46.7
4	09:00 - 10:00	48.9
5	10:00 - 11:00	49.8
6	11:00 - 12:00	50.1
7	12:00 - 13:00	50.3
8	13:00 - 14:00	51.6
9	14:00 - 15:00	52.7
10	15:00 - 16:00	53.4
11	16:00 - 17:00	53.9
12	17:00 - 18:00	54.9
13	18:00 - 19:00	53.6
14	19:00 - 20:00	52.8
15	20:00 - 21:00	50.7
16	21:00 - 22:00	48.6
17	22:00 - 23:00	46.9
18	23:00 - 00:00	44.9
19	00:00 - 01:00	43.5
20	01:00 - 02:00	41.5
21	02:00 - 03:00	40.2
22	03:00 - 04:00	40.8
23	04:00 - 05:00	41.8
24	05:00 - 06:00	42.3
Leq Day		51.2
Leq Night		42.0
CPCB Norms (Day Time)		55 dB(A)
CPCB Norms (Night time)		45dB(A)

Opinion and interpretation: Nil

NA: Not Applicable

- Test reports shall not be reproduced except in full, without written approval of the laboratory
Integrated Sound Level Meter, Make:LUTRON, ModelNo:SL- 4033 SD, Calibration valid up to:08-06-2021

Checked By


(A. Neeraja)
(Sr. Chemist)

Authorized Signatory


(Dr. Nalini Vijayalaxmi)
(Manager-Laboratory)

End of the Report

KIWIS/QF/7.8/04



KIWIS

ECO LABORATORIES PVT LTD

Certified by ISO 14001:2015, ISO 9001:2015
OHSAS 18001 : 2007

Plot No. 19, ALEAP Industrial Estate,
SY. No's 342, Near Pragathi Nagar,
Quthbullpur Mandal and Municipality,
Ranga Reddy Dist. Telangana - 500 090.
Email : kiwislabhyd@gmail.com
Ph : 9010548548 / 040-23816333

TEST REPORT

Page 1 of 2

Report No: KIWIS/NOISE/COM/20/99/10

Name and address of the client

**M/s Prism Johnson Limited,
Sada Siva Rao Apartments, Plot No. 610A-3
Sada Siva Rao Compound, Near B.H Mahal,
Tadipatri-515411, Anantapur district,
Andhra Pradesh.**

Date of report : 28-09-2020

Date of Monitoring : 22-09-2020

Sample Registration No : NOISE/COM/09/20/143/10

Sample Collected By : Kiwis Eco Laboratories Private Limited

Sample Description/Code : Noise Monitoring

Sub Contract Testing : NA

Location:

1. KALVATALA VILLAGE: NOISE/COM/09/20/143/10 :PCL/ KV/NOISE/22/09/2020/01



TEST REPORT

Report No: KIWIS/NOISE/COM/20/99/10

Page 2 of 2

TEST RESULT


S.No	Time	Result in dB(A)
		Kalvatala Village
1	06:00 - 07:00	43.2
2	07:00 - 08:00	43.6
3	08:00 - 09:00	45.2
4	09:00 - 10:00	47.4
5	10:00 - 11:00	49.6
6	11:00 - 12:00	51.1
7	12:00 - 13:00	51.9
8	13:00 - 14:00	53.2
9	14:00 - 15:00	56.4
10	15:00 - 16:00	56.3
11	16:00 - 17:00	54.2
12	17:00 - 18:00	53.2
13	18:00 - 19:00	53.2
14	19:00 - 20:00	52.5
15	20:00 - 21:00	50.3
16	21:00 - 22:00	48.7
17	22:00 - 23:00	46.5
18	23:00 - 00:00	43.4
19	00:00 - 01:00	42.5
20	01:00 - 02:00	41.2
21	02:00 - 03:00	40.1
22	03:00 - 04:00	39.6
23	04:00 - 05:00	40.5
24	05:00 - 06:00	41.6
Leq Day		52.9
Leq Night		41.3
CPCB Norms (Day Time)		55 dB(A)
CPCB Norms (Night time)		45 dB(A)

Opinion and interpretation: Nil

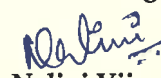
NA: Not Applicable

- Test reports shall not be reproduced except in full, without written approval of the laboratory
Integrated Sound Level Meter, Make:LUTRON, ModelNo:SL- 4033 SD, Calibration valid up to:08-06-2021

Checked By


(A. Neeraja)
(Sr. Chemist)

Authorized Signatory


(Dr. Nalini Vijayalaxmi)
(Manager-Laboratory)

End of the Report



TEST REPORT

Report No: KIWIS/NOISE/COM/20/99/11

Name and address of the client

**M/s Prism Johnson Limited,
Sada Siva Rao Apartments, Plot No. 610A-3
Sada Siva Rao Compound, Near B.H Mahal,
Tadipatri-515411, Anantapur district,
Andhra Pradesh.**

Date of report : 28-09-2020

Date of Monitoring : 22-09-2020

Sample Registration No : NOISE/COM/09/20/143/11

Sample Collected By : Kiwis Eco Laboratories Private Limited

Sample Description/Code : Noise Monitoring

Sub Contract Testing : NA

Location:

1. KOLIMIGUNDLA VILLAGE: NOISE/COM/09/20/143/11 :PCL/ KMV/NOISE/22/09/2020/01



TEST REPORT


Sl.No.	Time	Result in dB(A)
		Kolimigundla Village
1	06:00 - 7:00	43.4
2	07:00 - 08:00	44.1
3	08:00 - 09:00	45.6
4	09:00 - 10:00	47.6
5	10:00 - 11:00	50.1
6	11:00 - 12:00	51.3
7	12:00 - 13:00	52.3
8	13:00 - 14:00	54.6
9	14:00 - 15:00	56.4
10	15:00 - 16:00	56.3
11	16:00 - 17:00	54.2
12	17:00 - 18:00	53.2
13	18:00 - 19:00	53.2
14	19:00 - 20:00	52.5
15	20:00 - 21:00	50.3
16	21:00 - 22:00	48.7
17	22:00 - 23:00	46.5
18	23:00 - 00:00	44.6
19	00:00 - 01:00	44.5
20	01:00 - 02:00	43.2
21	02:00 - 03:00	42.9
22	03:00 - 04:00	42.1
23	04:00 - 05:00	43.4
24	05:00 - 06:00	43.7
Leq Day		53.1
Leq Night		43.5
CPCB Norms (Day Time)		55 dB(A)
CPCB Norms (Night time)		45 dB(A)

Opinion and interpretation: Nil


NA: Not Applicable

- Test reports shall not be reproduced except in full, without written approval of the laboratory
Integrated Sound Level Meter, Make:LUTRON, ModelNo:SL- 4033 SD, Calibration valid up to:08-06-2021

Checked By


(A. Neeraja)
(Sr. Chemist)

Authorized Signatory


(Dr. Nalini Vijayalaxmi)
(Manager-Laboratory)

End of the Report



TEST REPORT

Report No: KIWIS/COM/NOISE/20/99/12

Name and address of the client

**M/s Prism Johnson Limited,
Sada Siva Rao Apartments, Plot No. 610A-3
Sada Siva Rao Compound, Near B.H Mahal,
Tadipatri-515411, Anantapur district,
Andhra Pradesh.**

Date of report : 28-09-2020

Date of Monitoring : 22-09-2020

Sample Registration No : NOISE/COM/09/20/143/12

Sample Collected By : Kiwis Eco Laboratories Private Limited

Sample Description/Code : Noise Monitoring

Sub Contract Testing : NA

Location:

1. NANDIPADU VILLAGE : NOISE/COM/09/20/143/12 :PCL/ NV/NOISE/22/09/2020/01


TEST REPORT

Report No: KIWIS/NOISE/COM/20/99/12

Page 2 of 2

TEST RESULT


Sl.No.	Time	Result in dB(A)
		<i>Nandipadu Village</i>
1	06:00 - 07:00	43.5
2	07:00 - 08:00	44.4
3	08:00 - 09:00	46.1
4	09:00 - 10:00	47.9
5	10:00 - 11:00	49.9
6	11:00 - 12:00	51.9
7	12:00 - 13:00	54.6
8	13:00 - 14:00	56.2
9	14:00 - 15:00	57.6
10	15:00 - 16:00	58.7
11	16:00 - 17:00	56.4
12	17:00 - 18:00	55.4
13	18:00 - 19:00	53.2
14	19:00 - 20:00	52.5
15	20:00 - 21:00	50.3
16	21:00 - 22:00	48.7
17	22:00 - 23:00	47.1
18	23:00 - 00:00	45.2
19	00:00 - 01:00	43.1
20	01:00 - 02:00	41.2
21	02:00 - 03:00	40.2
22	03:00 - 04:00	40.3
23	04:00 - 05:00	41.7
24	05:00 - 06:00	41.9
Leq Day		54.1
Leq Night		41.9
CPCB Norms (Day Time)		55 dB(A)
CPCB Norms (Night time)		45 dB(A)

Opinion and interpretation: Nil


NA: Not Applicable

- Test reports shall not be reproduced except in full, without written approval of the laboratory
 Integrated Sound Level Meter, Make:LUTRON, ModelNo:SL- 4033 SD, Calibration valid up to:08-06-2021

Checked By


 (A. Neeraja)
 (Sr. Chemist)

Authorized Signatory


 (Dr. Nalini Vijayalaxmi)
 (Manager-Laboratory)

End of the Report

TEST REPORT

Page 2 of 2

Report No: KIWIS/AEMA/W/COM/2020/219

Samples are analyzed "as is where basis is"


S.No	Parameter	Unit	Method	Result	IS 10500 Acceptable Limits	IS 10500 Permissible Limits
11	Chlorides as Cl ⁻	mg/L	APHA 4500 Cl ⁻ B	88.70	250	1000
12	Sulphates as SO ₄	mg/L	APHA 4500 SO ₄ D	34.57	200	400
13	Nitrate as NO ₃	mg/L	APHA 4500 NO ₃ B	2.6	45	No relaxation
14	Sodium as Na	mg/L	APHA 3500 Na B	68.0	Not Specified	Not Specified
15	Potassium as K	mg/L	APHA 3500 K B	3.2	Not Specified	Not Specified
16	Fluoride as F	mg/L	APHA 4500F- D	0.30	1.0	1.5
17	Iron as Fe	mg/L	APHA 3500 Fe B	0.27	0.3	No relaxation
18	Zinc as Zn	mg/L	APHA 3111 B	<0.2	5	15
19	Chemical Oxygen Demand	mg/L	APHA 5220 B	4.0	Not Specified	Not Specified
20	Biochemical Oxygen Demand (3 Days at 27°C)	mg/L	IS : 3025 (P-44)	<4.0	Not Specified	Not Specified
21	Lead as Pb	mg/L	APHA 3111 B	<0.01	0.01	No relaxation
22	Manganese as Mn	mg/L	APHA 3111 B	<0.1	0.1	0.3
23	Cadmium as Cd	mg/L	APHA 3111 B	<0.003	0.003	No relaxation
24	Copper as Cu	mg/L	APHA 3111 B	<0.05	0.05	1.5
25	Cyanide as CN ⁻	mg/L	APHA 4500 CN ⁻ C, E	<0.05	0.05	No relaxation
26	E-Coli	MPN/100 ml	APHA 9221 G	Absent	Shall not be detectable in any 100 ml sample	Shall not be detectable in any 100 ml sample
Water available depth from the Ground		Meters	11.0			


Methods follow: APHA 23rd Edition

NA: Not Applicable

Opinion and interpretation: Nil

- Reports pertained only to the submitted sample
- Test reports shall not be reproduced except in full, without written approval of the laboratory

Checked By

 (A. Neeraja)
 Sr. Chemist

Authorized Signatory

 (Dr. Nalini Vijayalaxmi)
 Manager Laboratory

End of the Report

Note : This report is subject to the terms and conditions mentioned overleaf

TEST REPORT

Page 2 of 2

Report No: KIWIS/AEMA/W/COM/2020/220

Samples are analyzed "as is where basis is"


S.No	Parameter	Unit	Method	Result	IS 10500 Acceptable Limits	IS 10500 Permissible Limits
11	Chlorides as Cl ⁻	mg/L	APHA 4500 Cl ⁻ B	96.09	250	1000
12	Sulphates as SO ₄	mg/L	APHA 4500 SO ₄ D	30.45	200	400
13	Nitrate as NO ₃	mg/L	APHA 4500 NO ₃ B	3.7	45	No relaxation
14	Sodium as Na	mg/L	APHA 3500 Na B	75.0	Not Specified	Not Specified
15	Potassium as K	mg/L	APHA 3500 K B	3.1	Not Specified	Not Specified
16	Fluoride as F	mg/L	APHA 4500F- D	0.41	1.0	1.5
17	Iron as Fe	mg/L	APHA 3500 Fe B	0.18	0.3	No relaxation
18	Zinc as Zn	mg/L	APHA 3111 B	<0.2	5	15
19	Chemical Oxygen Demand	mg/L	APHA 5220 B	4.0	Not Specified	Not Specified
20	Biochemical Oxygen Demand (3 Days at 27°C)	mg/L	IS : 3025 (P-44)	<4.0	Not Specified	Not Specified
21	Lead as Pb	mg/L	APHA 3111 B	<0.01	0.01	No relaxation
22	Manganese as Mn	mg/L	APHA 3111 B	<0.1	0.1	0.3
23	Cadmium as Cd	mg/L	APHA 3111 B	<0.003	0.003	No relaxation
24	Copper as Cu	mg/L	APHA 3111 B	<0.05	0.05	1.5
25	Cyanide as CN ⁻	mg/L	APHA 4500 CN ⁻ C, E	<0.05	0.05	No relaxation
26	E-Coli	MPN/100ml	APHA 9221 G	Absent	Shall not be detectable in any 100 ml sample	Shall not be detectable in any 100 ml sample
Water available depth from the Ground		Meters	10.0			


Methods follow: APHA 23rd Edition

NA: Not Applicable

Opinion and interpretation: Nil

- Reports pertained only to the submitted sample
- Test reports shall not be reproduced except in full, without written approval of the laboratory

Checked By

 (A. Neeraja)
 Sr. Chemist

Authorized Signatory

 (Dr. Nalini Vijayalaxmi)
 Manager Laboratory

End of the Report

Note : This report is subject to the terms and conditions mentioned overleaf

TEST REPORT

Page 2 of 2

Report No: KIWIS/AEMA/W/COM/2020/221

Samples are analyzed "as is where basis is"

S.No	Parameter	Unit	Method	Result	IS 10500 Acceptable Limits	IS 10500 Permissible Limits
11	Chlorides as Cl ⁻	mg/L	APHA 4500 Cl ⁻ B	101.01	250	1000
12	Sulphates as SO ₄	mg/L	APHA 4500 SO ₄ D	37.04	200	400
13	Nitrate as NO ₃	mg/L	APHA 4500 NO ₃ B	3.2	45	No relaxation
14	Sodium as Na	mg/L	APHA 3500 Na B	78.0	Not Specified	Not Specified
15	Potassium as K	mg/L	APHA 3500 K B	2.7	Not Specified	Not Specified
16	Fluoride as F	mg/L	APHA 4500F- D	0.24	1.0	1.5
17	Iron as Fe	mg/L	APHA 3500 Fe B	0.11	0.3	No relaxation
18	Zinc as Zn	mg/L	APHA 3111 B	<0.2	5	15
19	Chemical Oxygen Demand	mg/L	APHA 5220 B	4.0	Not Specified	Not Specified
20	Biochemical Oxygen Demand (3 Days at 27°C)	mg/L	IS : 3025 (P-44)	<4.0	Not Specified	Not Specified
21	Lead as Pb	mg/L	APHA 3111 B	<0.01	0.01	No relaxation
22	Manganese as Mn	mg/L	APHA 3111 B	<0.1	0.1	0.3
23	Cadmium as Cd	mg/L	APHA 3111 B	<0.003	0.003	No relaxation
24	Copper as Cu	mg/L	APHA 3111 B	<0.05	0.05	1.5
25	Cyanide as CN ⁻	mg/L	APHA 4500 CN ⁻ C, E	<0.05	0.05	No relaxation
26	E-Coli	MPN/100 ml	APHA 9221 G	Absent	Shall not be detectable in any 100 ml sample	Shall not be detectable in any 100 ml sample
Water available depth from the Ground		Meters	10.2			


Methods follow: APHA 23rd Edition

NA: Not Applicable


Opinion and interpretation: Nil

- Reports pertained only to the submitted sample
- Test reports shall not be reproduced except in full, without written approval of the laboratory

Checked By


 (A. Neeraja)
 Sr. Chemist

Authorized Signatory


 (Dr. Nalini Vijayalaxmi)
 Manager Laboratory

TEST REPORT

Page 1 of 2

Report No: KIWIS/AEMA/W/COM/2020/222

Name and address of the client

**M/s.Prism Johnson Limited,
 Sada Siva Rao Apartments, Plot No. 610A-3
 Sada Siva Rao Compound, Near B.H Mahal,
 Tadipatri-515411, Anantapur district,
 Andhra Pradesh.**

Date of report : 22-12-2020 **Sample Collected by** : Kiwis Eco Laboratories Private Limited
Date of sampling : 16-12-2020 **Sample Condition** : Samples received in Plastic Container
Sample received on : 17-12-2020 **Sampling Procedure** : KIWIS/SOP/ Lab - 258
Analysis starting date : 17-12-2020 **Sample registration no** : W/COM/12/2020/304
Analysis completion date : 22-12-2020 **Sample description/Code** : Ground Water Quality Sampling at
Sub Contract Testing : NA **Kalvatala Village (Near Shivalayam temple)**

1. W/COM/12/2020/304: PCL/KV/16/12/2020/04(Ground Water at Kalvatala Village, Near Shivalayam temple)

Samples are analyzed "as is where basis is"

S.No	Parameter	Unit	Method	Result	IS 10500 Acceptable Limits	IS 10500 Permissible Limits
1	Color	CU	APHA 2120 C	<5.0	5	15
2	pH @ 25.0°C	-	APHA 4500H ⁺ B	7.41	6.5-8.5	No relaxation
3	Turbidity	NTU	APHA 2130 B	<1.0	1	5
4	Electrical Conductivity	µMho/cm	APHA 2510 - B	1200.0	Not Specified	Not Specified
5	Total Dissolved Solids	mg/L	APHA 2540 C	795.0	500	2000
6	Total Suspended Solids	mg/L	APHA 2540 D	<10.0	Not Specified	Not Specified
7	Alkalinity as CaCO ₃	mg/L	APHA 2320 B	355.0	200	600
8	Hardness as CaCO ₃	mg/L	APHA 2340 C	380.0	200	600
9	Calcium as Ca	mg/L	APHA 3500 Ca B	130.82	75	200
10	Magnesium as Mg	mg/L	APHA 3500-Mg B	13.63	30	100

TEST REPORT

Page 2 of 2

Report No: KIWIS/AEMA/W/COM/2020/222

Samples are analyzed "as is where basis is"

S.No	Parameter	Unit	Method	Result	IS 10500 Acceptable Limits	IS 10500 Permissible Limits
11	Chlorides as Cl ⁻	mg/L	APHA 4500 Cl ⁻ B	113.33	250	1000
12	Sulphates as SO ₄	mg/L	APHA 4500 SO ₄ D	34.98	200	400
13	Nitrate as NO ₃	mg/L	APHA 4500 NO ₃ B	1.45	45	No relaxation
14	Sodium as Na	mg/L	APHA 3500 Na B	76.5	Not Specified	Not Specified
15	Potassium as K	mg/L	APHA 3500 K B	3.9	Not Specified	Not Specified
16	Fluoride as F	mg/L	APHA 4500F D	0.17	1.0	1.5
17	Iron as Fe	mg/L	APHA 3500 Fe B	0.12	0.3	No relaxation
18	Zinc as Zn	mg/L	APHA 3111 B	<0.2	5	15
19	Chemical Oxygen Demand	mg/L	APHA 5220 B	4.0	Not Specified	Not Specified
20	Biochemical Oxygen Demand (3 Days at 27°C)	mg/L	IS : 3025 (P-44)	<4.0	Not Specified	Not Specified
21	Lead as Pb	mg/L	APHA 3111 B	<0.01	0.01	No relaxation
22	Manganese as Mn	mg/L	APHA 3111 B	<0.1	0.1	0.3
23	Cadmium as Cd	mg/L	APHA 3111 B	<0.003	0.003	No relaxation
24	Copper as Cu	mg/L	APHA 3111 B	<0.05	0.05	1.5
25	Cyanide as CN ⁻	mg/L	APHA 4500 CN ⁻ C, E	<0.05	0.05	No relaxation
26	E-Coli	MPN/100 ml	APHA 9221 G	Absent	Shall not be detectable in any 100 ml sample	Shall not be detectable in any 100 ml sample
Water available depth from the Ground		Meters	11.2			

Methods follow: APHA 23rd Edition

NA: Not Applicable


Opinion and interpretation: Nil

- Reports pertained only to the submitted sample
- Test reports shall not be reproduced except in full, without written approval of the laboratory

Checked By


 (A. Neeraja)
 Sr. Chemist

Authorized Signatory


 (Dr. Nalini Vijayalaxmi)
 Manager Laboratory

TEST REPORT

Name and address of the client

**M/s.Prism Johnson Limited,
Sada Siva Rao Apartments, Plot No. 610A-3
Sada Siva Rao Compound, Near B.H Mahal,
Tadipatri-515411, Anantapur district,
Andhra Pradesh.**


Date of report : 22-12-2020


Sample description/Code : Groundwater Level

Date of sampling : 16-12-2020

RESULT

S.No	Registration Numbers	Location	Unit	Result
1	W/COM/12/2020/301	Near Mines Office	Meters	11.0
2	W/COM/12/2020/302	Ramireddipalli Village	Meters	10.0
3	W/COM/12/2020/303	MirjapuramVillage	Meters	10.2
4	W/COM/12/2020/304	Kalvatala Village	Meters	11.2

Checked By

(A. Neeraja)
Sr.Chemist

Authorized Signatory

(Dr.Nalini Vijayalaxmi)
Managing Director

End of the Report



KIWIS

ECO LABORATORIES PVT LTD

Certified by ISO 14001:2015, ISO 9001:2015
OHSAS 18001 : 2007

Plot No. 19, ALEAP Industrial Estate,
SY. No's 342, Near Pragathi Nagar,
Quthbullpur Mandal and Municipality,
Ranga Reddy Dist. Telangana - 500 090.
Email : kiwislabhyd@gmail.com
Ph : 99666 61485 / 040-23816333

TEST REPORT

Page 1 of 1

Report No:KIWIS/AAQ/COM/21/386/1

Name and address of the client

**M/s Prism Johnson Limited,
Sada Siva Rao Apartments, Plot No. 610A-3
Sada Siva Rao Compound, Near B.H Mahal,
Tadipatri-515411, Anantapur district,
Andhra Pradesh.**

Date of report	: 26-03-2021	Sample Collected by	: Kiwis Eco Laboratories Private Limited
Sampling date	: 18-03-2021	Sample Condition	: Samples received in self sealed covers and sample bottles
Sample received on	: 20-03-2021	Sampling Procedure	: CPCB Guidelines (NAAQMS/36/2012-13)
Analysis starting date	: 20-03-2021	Weather Conditions	: Dry
Analysis completion date	: 26-03-2021	Sample registration no	: AAQ/COM/03/21/621/1
Sub Contract Testing	: NA	Temperature & Humidity	: 29°C & 57%
		Sample description/Code	: Ambient Air Quality Monitoring MINES OFFICE

Location:

1. MINES OFFICE : AAQ/COM/03/21/621/1: PCL/MO/AAQ/18/03/2021/01

TEST RESULT

Samples are analyzed "as is where basis is"

S. No	Parameter	Method	Units	Result	Standards
1	PM ₁₀	IS 5182: Part 23 : 2006	µg/m ³	69.7	100
2	PM _{2.5}	CPCBs Guidelines Volume - 1 (2012-13)	µg/m ³	28.3	60
3	SO ₂	IS 5182: Part 2 : 2001	µg/m ³	15.1	80
4	NO _x	IS 5182:Part 6 :2006	µg/m ³	17.6	80
5	TSPM	IS 5182 (PART - IV), 1999	µg/m ³	148.8	200

Opinion and interpretation: Nil

NA: Not Applicable

- Test reports shall not be reproduced except in full, without written approval of the laboratory
- PM₁₀ Instrument Model: LataEnvirotech APM-860, Calibration valid up to: 02-05-2021
- PM_{2.5} Instrument Model: LataEnvirotech APM-154, Calibration valid up to: 02-05-2021

Checked By

(A. Neeraja)
(Sr. Chemist)

Authorized Signatory

(Dr. Nalini Vijayalaxmi)
(Manager-Laboratory)

End of the Report

TEST REPORT

Page 1 of 1

Report No: **KIWIS/AAQ/COM/21/386/2**

Name and address of the client:

M/s Prism Cement Limited
Sada Siva Rao Apartments, Plot No. 610A-3
Sada Siva Rao Compound, Near B.H Mahal,
Tadipatri-515411, Anantapur district,
Andhra Pradesh.

Date of report	: 26-03-2021	Sample Collected by	: Kiwis Eco Laboratories Private Limited
Sampling date	: 18-03-2021	Sample Condition	: Samples received in self sealed covers and sample bottles
Sample received on	: 20-03-2021	Sampling Procedure	: CPCB Guidelines (NAAQMS/36/2012-13)
Analysis starting date	: 20-03-2021	Weather Conditions	: Dry
Analysis completion date	: 26-03-2021	Sample registration no	: AAQ/COM/03/21/621/2
Sub Contract Testing	: NA	Temperature & Humidity	: 29°C & 57%
		Sample description/Code	: Ambient Air Quality Monitoring Kotapadu village

Location:

1. KOTAPADU VILLAGE : AAQ/COM/03/21/621/2: PCL/KPV/AAQ/18/03/2021/01

TEST RESULT

Samples are analyzed "as is where basis is"

S. No	Parameter	Method	Units	Result	*Standards
1	PM ₁₀	IS 5182: Part 23 : 2006	µg/m ³	64.3	100
2	PM _{2.5}	CPCBs Guidelines Volume - 1 (2012-13)	µg/m ³	27.6	60
3	SO ₂	IS 5182: Part 2 : 2001	µg/m ³	15.4	80
4	NO _x	IS 5182:Part 6 :2006	µg/m ³	17.9	80
5	TSPM	IS 5182 (PART - IV), 1999	µg/m ³	140.1	200

Opinion and interpretation: Nil

NA: Not Applicable

- Test reports shall not be reproduced except in full, without written approval of the laboratory
- PM₁₀ Instrument Model: LataEnvirotech APM-860, Calibration valid up to: 02-05-2021
- PM_{2.5} Instrument Model: LataEnvirotech APM-154, Calibration valid up to: 02-05-2021

Checked By


(A. Neeraja)
(Sr. Chemist)

Authorized Signatory


(Dr. Nalini Vijayalaxmi)
(Manager-Laboratory)

End of the Report



KIWIS

ECO LABORATORIES PVT LTD

Certified by ISO 14001:2015, ISO 9001:2015
OHSAS 18001 : 2007

Plot No. 19, ALEAP Industrial Estate,
SY. No's 342, Near Pragathi Nagar,
Quthbullpur Mandal and Municipality,
Ranga Reddy Dist. Telangana - 500 090.
Email : kiwislabhyd@gmail.com
Ph : 99666 61485 / 040-23816333

TEST REPORT

Page 1 of 1

Report No:KIWIS/AAQ/COM/21/386/3

Name and address of the client

M/s Prism Cement Limited
Sada Siva Rao Apartments, Plot No. 610A-3
Sada Siva Rao Compound, Near B.H Mahal,
Tadipatri-515411, Anantapur district,
Andhra Pradesh.

Date of report	: 26-03-2021	Sample Collected by	: Kivis Eco Laboratories Private Limited
Sampling date	: 18-03-2021	Sample Condition	: Samples received in self sealed covers and sample bottles
Sample received on	: 20-03-2021	Sampling Procedure	: CPCB Guidelines (NAAQMS/36/2012-13)
Analysis starting date	: 20-03-2021	Weather Conditions	: Dry
Analysis completion date	: 26-03-2021	Sample registration no	: AAQ/COM/03/21/621/3
Sub Contract Testing	: NA	Temperature & Humidity	: 29°C & 57%
		Sample description/Code	: Ambient Air Quality Monitoring PERUSOMULA

Location:

1. PERUSOMULA VILLAGE: AAQ/COM/03/21/621/3: PCL/PV/AAQ/18/03/2021/01

TEST RESULT

Samples are analyzed "as is where basis is"


S. No	Parameter	Method	Units	Result	Standards
1	PM ₁₀	IS 5182: Part 23 : 2006	µg/m ³	70.2	100
2	PM _{2.5}	CPCBs Guidelines Volume - 1 (2012-13)	µg/m ³	28.5	60
3	SO ₂	IS 5182: Part 2 : 2001	µg/m ³	16.4	80
4	NO _x	IS 5182:Part 6 :2006	µg/m ³	18.7	80
5	TSPM *	IS 5182 (PART - IV), 1999	µg/m ³	144.3	200

Opinion and interpretation: Nil

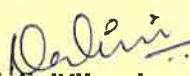
NA: Not Applicable

- Test reports shall not be reproduced except in full, without written approval of the laboratory
- PM₁₀ Instrument Model: LataEnvirotech APM-860, Calibration valid up to: 02-05-2021
- PM_{2.5} Instrument Model: LataEnvirotech APM-154, Calibration valid up to: 02-05-2021

Checked By


(A. Neeraja)
(Sr. Chemist)

Authorized Signatory


(Dr. Nalini Vijayalaxmi)
(Manager-Laboratory)

End of the Report

TEST REPORT

Page 1 of 1

Report No: **KIWIS/AAQ/COM/21/386/4**
Name and address of the client:

M/s Prism Cement Limited
Sada Siva Rao Apartments, Plot No. 610A-3
Sada Siva Rao Compound, Near B.H Mahal,
Tadipatri-515411, Anantapur district,
Andhra Pradesh.

Date of report	: 26-03-2021	Sample Collected by	: Kiwis Eco Laboratories Private Limited
Sampling date	: 18-03-2021	Sample Condition	: Samples received in self sealed covers and sample bottles
Sample received on	: 20-03-2021	Sampling Procedure	: CPCB Guidelines (NAAQMS/36/2012-13)
Analysis starting date	: 20-03-2021	Weather Conditions	: Dry
Analysis completion date	: 26-03-2021	Sample registration no	: AAQ/COM/03/21/621/4
Sub Contract Testing	: NA	Temperature & Humidity	: 29°C & 57%
		Sample description/Code	: Ambient Air Quality Monitoring Ramireddipalli village

Location:

1. RAMIREDDIPALLI VILLAGE: AAQ/COM/03/21/621/4: PCL/RV/AAQ/18/03/2021/01

TEST RESULT

Samples are analyzed "as is where basis is"


S. No	Parameter	Method	Units	Result	*Standards
1	PM ₁₀	IS 5182: Part 23 : 2006	µg/m ³	65.4	100
2	PM _{2.5}	CPCBs Guidelines Volume - 1 (2012-13)	µg/m ³	27.7	60
3	SO ₂	IS 5182: Part 2 : 2001	µg/m ³	15.2	80
4	NO _x	IS 5182: Part 6 : 2006	µg/m ³	18.5	80
5	TSPM	IS 5182 (PART - IV), 1999	µg/m ³	155.9	200

Opinion and interpretation: Nil

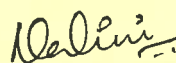
NA: Not Applicable

- Test reports shall not be reproduced except in full, without written approval of the laboratory
- PM₁₀ Instrument Model: LataEnvirotech APM-860, Calibration valid up to: 02-05-2021
- PM_{2.5} Instrument Model: LataEnvirotech APM-154, Calibration valid up to: 02-05-2021

Checked By


(A. Neeraja)
(Sr. Chemist)

Authorized Signatory


(Dr. Nalini Vijayalaxmi)
(Manager-Laboratory)

End of the Report



KIWIS

ECO LABORATORIES PVT LTD

Certified by ISO 14001:2015, ISO 9001:2015
OHSAS 18001 : 2007

Plot No. 19, ALEAP Industrial Estate,
SY. No's 342, Near Pragathi Nagar,
Quthbullpur Mandal and Municipality,
Ranga Reddy Dist. Telangana - 500 090.
Email : kiwislabhyd@gmail.com
Ph : 99666 61485 / 040-23816333

TEST REPORT

Page 1 of 1

Report No:KIWIS/AAQ/COM/21/386/9

Name and address of the client

**M/s Prism Johnson Limited,
Sada Siva Rao Apartments, Plot No. 610A-3
Sada Siva Rao Compound, Near B.H Mahal,
Tadipatri-515411, Anantapur district,
Andhra Pradesh.**

Date of report	: 26-03-2021	Sample Collected by	: Kiwis Eco Laboratories Private Limited
Sampling date	: 19-03-2021	Sample Condition	: Samples received in self sealed covers and sample bottles
Sample received on	: 20-03-2021	Sampling Procedure	: CPCB Guidelines (NAAQMS/36/2012-13)
Analysis starting date	: 20-03-2021	Weather Conditions	: Dry
Analysis completion date	: 26-03-2021	Sample registration no	: AAQ/COM/03/21/621/9
Sub Contract Testing	: NA	Temperature & Humidity	: 28°C & 59%
		Sample description/Code	: Ambient Air Quality Monitoring MIRJAPURAM village

Location:

1. MIRJAPURAM VILLAGE: AAQ/COM/03/21/621/9: PCL/MV/AAQ/19/03/2021/01

TEST RESULT

Samples are analyzed "as is where basis is"


S. No	Parameter	Method	Units	Result	Standards
1	PM ₁₀	IS 5182: Part 23 : 2006	µg/m ³	64.9	100
2	PM _{2.5}	CPCBs Guidelines Volume - 1 (2012-13)	µg/m ³	28.1	60
3	SO ₂	IS 5182: Part 2 : 2001	µg/m ³	15.3	80
4	NO _x	IS 5182:Part 6 :2006	µg/m ³	17.8	80
5	TSPM *	IS 5182 (PART - IV), 1999	µg/m ³	139.3	200

Opinion and interpretation: Nil

NA: Not Applicable

- Test reports shall not be reproduced except in full, without written approval of the laboratory
- PM₁₀ Instrument Model: LataEnvirotech APM-860, Calibration valid up to: 02-05-2021
- PM_{2.5} Instrument Model: LataEnvirotech APM-154, Calibration valid up to: 02-05-2021

Checked By


(A. Neeraja)
(Sr. Chemist)

Authorized Signatory


(Dr. Nalini Vijayalaxmi)
(Manager-Laboratory)

End of the Report



KIWIS

ECO LABORATORIES PVT LTD

Certified by ISO 14001:2015, ISO 9001:2015
OHSAS 18001 : 2007

Plot No. 19, ALEAP Industrial Estate,
SY. No's 342, Near Pragathi Nagar,
Quthbullpur Mandal and Municipality,
Ranga Reddy Dist. Telangana - 500 090.
Email : kiwislabhyd@gmail.com
Ph : 99666 61485 / 040-23816333

TEST REPORT

Page 1 of 1

Report No:KIWIS/AAQ/COM/21/386/10

Name and address of the client

**M/s Prism Johnson Limited,
Sada Siva Rao Apartments, Plot No. 610A-3
Sada Siva Rao Compound, Near B.H Mahal,
Tadipatri-515411, Anantapur district,
Andhra Pradesh.**

Date of report	: 26-03-2021	Sample Collected by	: Kiwis Eco Laboratories Private Limited
Sampling date	: 19-03-2021	Sample Condition	: Samples received in self sealed covers and sample bottles
Sample received on	: 20-03-2021	Sampling Procedure	: CPCB Guidelines (NAAQMS/36/2012-13)
Analysis starting date	: 20-03-2021	Weather Conditions	: Dry
Analysis completion date	: 26-03-2021	Sample registration no	: AAQ/COM/03/21/621/10
Sub Contract Testing	: NA	Temperature & Humidity	: 29°C & 59%
		Sample description/Code	: Ambient Air Quality Monitoring KALAVATALA village

Location:

1. KALAVATALA VILLAGE: AAQ/COM/03/21/621/10: PCL/KV/AAQ/19/03/2021/01

TEST RESULT

Samples are analyzed "as is where basis is"


S. No	Parameter	Method	Units	Result	Standards
1	PM ₁₀	IS 5182: Part 23 : 2006	µg/m ³	68.3	100
2	PM _{2.5}	CPCBs Guidelines Volume - 1 (2012-13)	µg/m ³	26.9	60
3	SO ₂	IS 5182: Part 2 : 2001	µg/m ³	17.7	80
4	NO _x	IS 5182:Part 6 :2006	µg/m ³	19.5	80
5	TSPM *	IS 5182 (PART - IV), 1999	µg/m ³	137.7	200

Opinion and interpretation: Nil

NA: Not Applicable

- Test reports shall not be reproduced except in full, without written approval of the laboratory
- PM₁₀ Instrument Model: LataEnvirotech APM-860, Calibration valid up to: 02-05-2021
- PM_{2.5} Instrument Model: LataEnvirotech APM-154, Calibration valid up to: 02-05-2021

Checked By


(A. Neeraja)
(Sr. Chemist)

Authorized Signatory


(Dr. Nalini Vijayalaxmi)
(Manager-Laboratory)

End of the Report



KIWIS

ECO LABORATORIES PVT LTD

Certified by ISO 14001:2015, ISO 9001:2015
OHSAS 18001 : 2007

Plot No. 19, ALEAP Industrial Estate,
SY. No's 342, Near Pragathi Nagar,
Quthbullpur Mandal and Municipality,
Ranga Reddy Dist. Telangana - 500 090.
Email : kiwislabhyd@gmail.com
Ph : 99666 61485 / 040-23816333

TEST REPORT

Page 1 of 1

Report No:KIWIS/AAQ/COM/21/386/11

Name and address of the client

**M/s Prism Johnson Limited,
Sada Siva Rao Apartments, Plot No. 610A-3
Sada Siva Rao Compound, Near B.H Mahal,
Tadipatri-515411, Anantapur district,
Andhra Pradesh.**

Date of report	: 26-03-2021	Sample Collected by	: Kiwis Eco Laboratories Private Limited
Sampling date	: 19-03-2021	Sample Condition	: Samples received in self sealed covers and sample bottles
Sample received on	: 20-03-2021	Sampling Procedure	: CPCB Guidelines (NAAQMS/36/2012-13)
Analysis starting date	: 20-03-2021	Weather Conditions	: Dry
Analysis completion date	: 26-03-2021	Sample registration no	: AAQ/COM/03/21/621/11
Sub Contract Testing	: NA	Temperature & Humidity	: 29°C & 58%
		Sample description/Code	: Ambient Air Quality Monitoring KOLIMIGUNDLA village

Location:

1. KOLIMIGUNDLA VILLAGE : AAQ/COM/03/21/621/11: PCL/KMV/AAQ/19/03/2021/01

TEST RESULT

Samples are analyzed "as is where basis is"

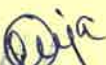
S. No	Parameter	Method	Units	Result	Standards
1	PM ₁₀	IS 5182: Part 23 : 2006	µg/m ³	69.4	100
2	PM _{2.5}	CPCBs Guidelines Volume - 1 (2012-13)	µg/m ³	31.3	60
3	SO ₂	IS 5182: Part 2 : 2001	µg/m ³	15.7	80
4	NO _x	IS 5182:Part 6 :2006	µg/m ³	20.5	80
5	TSPM *	IS 5182 (PART - IV), 1999	µg/m ³	162.6	200

Opinion and interpretation: Nil

NA: Not Applicable

- Test reports shall not be reproduced except in full, without written approval of the laboratory
- PM₁₀ Instrument Model: LataEnvirotech APM-860, Calibration valid up to: 02-05-2021
- PM_{2.5} Instrument Model: LataEnvirotech APM-154, Calibration valid up to: 02-05-2021

Checked By


(A. Neeraja)
(Sr. Chemist)

Authorized Signatory


(Dr. Nalini VijayaLaxmi)
(Manager-Laboratory)

End of the Report



KIWIS

ECO LABORATORIES PVT LTD

Certified by ISO 14001:2015, ISO 9001:2015
OHSAS 18001 : 2007

Plot No. 19, ALEAP Industrial Estate,
SY. No's 342, Near Pragathi Nagar,
Quthbullpur Mandal and Municipality,
Ranga Reddy Dist. Telangana - 500 090.
Email : kiwislabhyd@gmail.com
Ph : 99666 61485 / 040-23816333

TEST REPORT

Page 1 of 1

Report No:KIWIS/AAQ/COM/21/386/12

Name and address of the client

**M/s Prism Johnson Limited,
Sada Siva Rao Apartments, Plot No. 610A-3
Sada Siva Rao Compound, Near B.H Mahal,
Tadipatri-515411, Anantapur district,
Andhra Pradesh.**

Date of report	: 26-03-2021	Sample Collected by	: Kiwis Eco Laboratories Private Limited
Sampling date	: 19-03-2021	Sample Condition	: Samples received in self sealed covers and sample bottles
Sample received on	: 20-03-2021	Sampling Procedure	: CPCB Guidelines (NAAQMS/36/2012-13)
Analysis starting date	: 20-03-2021	Weather Conditions	: Dry
Analysis completion date	: 26-03-2021	Sample registration no	: AAQ/COM/03/21/621/12
Sub Contract Testing	: NA	Temperature & Humidity	: 29°C & 60%
		Sample description/Code	: Ambient Air Quality Monitoring NANDIPADU village

Location:

1. NANDIPADU VILLAGE : AAQ/COM/03/21/621/12: PCL/NV/AAQ/19/03/2021/01

TEST RESULT

Samples are analyzed "as is where basis is"


S. No	Parameter	Method	Units	Result	Standards
1	PM ₁₀	IS 5182: Part 23 : 2006	µg/m ³	64.5	100
2	PM _{2.5}	CPCBs Guidelines Volume - 1 (2012-13)	µg/m ³	26.4	60
3	SO ₂	IS 5182: Part 2 : 2001	µg/m ³	14.9	80
4	NO _x	IS 5182:Part 6 :2006	µg/m ³	17.3	80
5	TSPM *	IS 5182 (PART - IV), 1999	µg/m ³	146.2	200

Opinion and interpretation: Nil

NA: Not Applicable

- Test reports shall not be reproduced except in full, without written approval of the laboratory
- PM₁₀ Instrument Model: LataEnvirotech APM-860, Calibration valid up to: 02-05-2021
- PM_{2.5} Instrument Model: LataEnvirotech APM-154, Calibration valid up to: 02-05-2021

Checked By


(A. Ngeraja)
(Sr. Chemist)

Authorized Signatory


(Dr. Nalini Vijayalaxmi)
(Manager-Laboratory)

End of the Report

TEST REPORT

Page 1 of 2

Report No: KIWIS/NOISE/COM/21/386/5

Name and address of the client

**M/s Prism Johnson Limited,
Sada Siva Rao Apartments, Plot No. 610A-3
Sada Siva Rao Compound, Near B.H Mahal,
Tadipatri-515411, Anantapur district,
Andhra Pradesh.**

Date of report : 26-03-2021

Date of Monitoring : 18-03-2021

Sample Registration No : NOISE/COM/03/21/621/5

Sample Collected By : Kiwis Eco Laboratories Private Limited

Sample Description/Code :Noise Monitoring

Sub Contract Testing : NA

Location:

1. MINES OFFICE: NOISE/COM/03/21/621/5: PCL/ MO/NOISE/18/03/2021/01



KIWIS

ECO LABORATORIES PVT LTD

 Certified by ISO 14001:2015, ISO 9001:2015
 OHSAS 18001 : 2007

 Plot No. 19, ALEAP Industrial Estate,
 SY. No's 342, Near Pragathi Nagar,
 Quthbullpur Mandal and Municipality,
 Ranga Reddy Dist. Telangana - 500 090.
 Email : kiwislabhyd@gmail.com
 Ph : 99666 61485 / 040-23816333

TEST REPORT

Report No: KIWIS/NOISE/COM/21/386/5

Page 2 of 2

TEST RESULT

Sl.No.	Time	Result in dB(A)
		Mines office
1	06:00 - 07:00	53.3
2	07:00 - 08:00	54.6
3	08:00 - 09:00	55.3
4	09:00 - 10:00	57.7
5	10:00 - 11:00	59.4
6	11:00 - 12:00	61.3
7	12:00 - 13:00	62.2
8	13:00 - 14:00	63.1
9	14:00 - 15:00	65.4
10	15:00 - 16:00	64.1
11	16:00 - 17:00	62.2
12	17:00 - 18:00	61.1
13	18:00 - 19:00	59.6
14	19:00 - 20:00	58.2
15	20:00 - 21:00	56.5
16	21:00 - 22:00	54.7
17	22:00 - 23:00	53.4
18	23:00 - 00:00	53.1
19	00:00 - 01:00	52.3
20	01:00 - 02:00	50.4
21	02:00 - 03:00	48.3
22	03:00 - 04:00	49.6
23	04:00 - 05:00	51.5
24	05:00 - 06:00	52.2
Leq Day		60.9
Leq Night		51.7
CPCB Norms (Day Time)		75 dB(A)
CPCB Norms (Night time)		70 dB(A)

Opinion and interpretation: Nil

NA: Not Applicable

- Test reports shall not be reproduced except in full, without written approval of the laboratory
 Integrated Sound Level Meter, Make:LUTRON, ModelNo:SL- 4033 SD, Calibration valid up to:08-06-2021

Checked By

(A. Neeraja)
 (Sr. Chemist)

Authorized Signatory

(Dr. Nalini Vijayalaxmi)
 (Manager-Laboratory)

End of the Report

Note : This report is subject to the terms and conditions mentioned overleaf



TEST REPORT

Page 1 of 2

Report No: KIWIS/NOISE/COM/21/386/6

Name and address of the client

**M/s Prism Johnson Limited,
Sada Siva Rao Apartments, Plot No. 610A-3
Sada Siva Rao Compound, Near B.H Mahal,
Tadipatri-515411, Anantapur district,
Andhra Pradesh.**

Date of report : 26-03-2021

Date of Monitoring : 18-03-2021

Sample Registration No : NOISE/COM/03/21/621/6

Sample Collected By : Kiwis Eco Laboratories Private Limited

Sample Description/Code :Noise Monitoring

Sub Contract Testing : NA

Sub Contract Testing : NA

Location:

1. KOTAPADU VILLAGE: NOISE/COM/03/21/621/6 : PCL/ KPV/NOISE/18/03/2021/01



TEST REPORT

Report No: KIWIS/NOISE/COM/21/386/6

Page 2 of 2

TEST RESULT


Sl.No.	Time	Result in dB(A)
		Kotapadu Village
1	06:00 - 07:00	44.2
2	07:00 - 08:00	45.3
3	08:00 - 09:00	46.6
4	09:00 - 10:00	48.7
5	10:00 - 11:00	50.2
6	11:00 - 12:00	51.3
7	12:00 - 13:00	53.9
8	13:00 - 14:00	56.1
9	14:00 - 15:00	57.4
10	15:00 - 16:00	55.2
11	16:00 - 17:00	53.3
12	17:00 - 18:00	52.1
13	18:00 - 19:00	51.2
14	19:00 - 20:00	50.2
15	20:00 - 21:00	48.7
16	21:00 - 22:00	47.5
17	22:00 - 23:00	46.6
18	23:00 - 00:00	44.7
19	00:00 - 01:00	43.2
20	01:00 - 02:00	43.9
21	02:00 - 03:00	42.5
22	03:00 - 04:00	40.6
23	04:00 - 05:00	41.7
24	05:00 - 06:00	42.8
Leq Day		51.7
Leq Night		42.9
CPCB Norms (Day Time)		55 dB(A)
CPCB Norms (Night time)		45 dB(A)

Opinion and interpretation: Nil


NA: Not Applicable

- Test reports shall not be reproduced except in full, without written approval of the laboratory
Integrated Sound Level Meter, Make:LUTRON, ModelNo:SL- 4033 SD, Calibration valid up to:08-06-2021

Checked By


(A. Neeraja)
(Sr. Chemist)

Authorized Signatory


(Dr. Nalini Vijayalaxmi)
(Manager-Laboratory)



TEST REPORT

Page 1 of 2

Report No: KIWIS/NOISE/COM/21/386/7

Name and address of the client

**M/s Prism Johnson Limited,
Sada Siva Rao Apartments, Plot No. 610A-3
Sada Siva Rao Compound, Near B.H Mahal,
Tadipatri-515411, Anantapur district,
Andhra Pradesh.**

Date of report : 26-03-2021

Date of Monitoring : 18-03-2021

Sample Registration No : NOISE/COM/03/21/621/7

Sample Collected By : Kiwis Eco Laboratories Private Limited

Sample Description/Code :Noise Monitoring

Sub Contract Testing : NA

Location:

1. PERUSOMULA VILLAGE: NOISE/COM/03/21/621/7 : PCL/ PV/NOISE/18/03/2021/01



TEST REPORT

Report No: KIWIS/NOISE/COM/21/386/7

Page 2 of 2

TEST RESULT


Sl.No.	Time	Result in dB(A)
		<i>Perusomula Village</i>
1	06:00 - 07:00	44.9
2	07:00 - 08:00	46.2
3	08:00 - 09:00	47.3
4	09:00 - 10:00	49.5
5	10:00 - 11:00	50.9
6	11:00 - 12:00	51.3
7	12:00 - 13:00	53.9
8	13:00 - 14:00	55.3
9	14:00 - 15:00	56.6
10	15:00 - 16:00	58.3
11	16:00 - 17:00	57.9
12	17:00 - 18:00	56.2
13	18:00 - 19:00	53.6
14	19:00 - 20:00	52.8
15	20:00 - 21:00	50.8
16	21:00 - 22:00	49.3
17	22:00 - 23:00	48.5
18	23:00 - 00:00	45.3
19	00:00 - 01:00	43.6
20	01:00 - 02:00	42.5
21	02:00 - 03:00	40.8
22	03:00 - 04:00	40.3
23	04:00 - 05:00	41.6
24	05:00 - 06:00	43.2
Leq Day		53.1
Leq Night		42.7
CPCB Norms (Day Time)		55 dB(A)
CPCB Norms (Night time)		45dB(A)

Opinion and interpretation: Nil


NA: Not Applicable

- Test reports shall not be reproduced except in full, without written approval of the laboratory
Integrated Sound Level Meter, Make:LUTRON, ModelNo:SL- 4033 SD, Calibration valid up to:08-06-2021

Checked By


(A. Neeraja)
(Sr.Chemist)

Authorized Signatory


(Dr.Nalini Vijayalaxmi)
(Manager-Laboratory)



TEST REPORT

Page 1 of 2

Report No: KIWIS/NOISE/COM/21/386/8

Name and address of the client

**M/s Prism Johnson Limited,
Sada Siva Rao Apartments, Plot No. 610A-3
Sada Siva Rao Compound, Near B.H Mahal,
Tadipatri-515411, Anantapur district,
Andhra Pradesh.**

Date of report : 26-03-2021

Date of Monitoring : 18-03-2021

Sample Registration No : NOISE/COM/03/21/621/8

Sample Collected By : Kiwis Eco Laboratories Private Limited

Sample Description/Code :Noise Monitoring

Sub Contract Testing : NA

Location:

1. RAMIREDDIPALLI VILLAGE: NOISE/COM/03/21/621/8 :PCL/ RV/NOISE/18/03/2021/01

TEST REPORT

Report No: KIWIS/NOISE/COM/21/386/8

Page 2 of 2

TEST RESULT


S.No	Time	Result in dB(A)
		Ramireddipalli Village
1	06:00 - 07:00	40.6
2	07:00 - 08:00	42.1
3	08:00 - 09:00	44.3
4	09:00 - 10:00	46.5
5	10:00 - 11:00	48.2
6	11:00 - 12:00	50.5
7	12:00 - 13:00	52.1
8	13:00 - 14:00	53.9
9	14:00 - 15:00	55.9
10	15:00 - 16:00	55.2
11	16:00 - 17:00	54.3
12	17:00 - 18:00	52.3
13	18:00 - 19:00	50.5
14	19:00 - 20:00	49.3
15	20:00 - 21:00	47.1
16	21:00 - 22:00	45.1
17	22:00 - 23:00	46.2
18	23:00 - 00:00	43.5
19	00:00 - 01:00	42.3
20	01:00 - 02:00	40.7
21	02:00 - 03:00	39.4
22	03:00 - 04:00	39.7
23	04:00 - 05:00	41.8
24	05:00 - 06:00	41.5
Leq Day		51.4
Leq Night		41.7
CPCB Norms (Day Time)		55 dB(A)
CPCB Norms (Night time)		45 dB(A)

Opinion and interpretation: Nil


NA: Not Applicable

- Test reports shall not be reproduced except in full, without written approval of the laboratory
 Integrated Sound Level Meter, Make:LUTRON, ModelNo:SL- 4033 SD, Calibration valid up to:08-06-2021

Checked By


 (A. Neeraja)
 (Sr. Chemist)

Authorized Signatory


 (Dr. Nalini Vijayalaxmi)
 (Manager-Laboratory)

End of the Report



TEST REPORT

Page 1 of 2

Report No: KIWIS/NOISE/COM/21/386/13

Name and address of the client

**M/s Prism Johnson Limited,
Sada Siva Rao Apartments, Plot No. 610A-3
Sada Siva Rao Compound, Near B.H Mahal,
Tadipatri-515411, Anantapur district,
Andhra Pradesh.**

Date of report : 26-03-2021

Date of Monitoring : 19-03-2021

Sample Registration No : NOISE/COM/03/21/621/13

Sample Collected By : Kiwis Eco Laboratories Private Limited

Sample Description/Code : Noise Monitoring

Sub Contract Testing : NA

Location:

1. MIRJAPURAM VILLAGE: NOISE/COM/03/21/621/13 :PCL/ MV/NOISE/19/03/2021/01


 Report No: KIWIS/NOISE/COM/21/386/13 **TEST REPORT**

Page 2 of 2

TEST RESULT


S.No	Time	Result in dB(A)
		Mirjapuram Village
1	06:00 - 7:00	44.6
2	07:00 - 08:00	44.2
3	08:00 - 09:00	46.2
4	09:00 - 10:00	48.7
5	10:00 - 11:00	49.3
6	11:00 - 12:00	50.2
7	12:00 - 13:00	51.9
8	13:00 - 14:00	52.4
9	14:00 - 15:00	52.6
10	15:00 - 16:00	54.2
11	16:00 - 17:00	53.4
12	17:00 - 18:00	51.9
13	18:00 - 19:00	50.5
14	19:00 - 20:00	49.6
15	20:00 - 21:00	47.6
16	21:00 - 22:00	46.4
17	22:00 - 23:00	46.5
18	23:00 - 00:00	43.1
19	00:00 - 01:00	42.1
20	01:00 - 02:00	40.5
21	02:00 - 03:00	39.1
22	03:00 - 04:00	39.6
23	04:00 - 05:00	41.6
24	05:00 - 06:00	41.2
Leq Day		50.5
Leq Night		41.4
CPCB Norms (Day Time)		55 dB(A)
CPCB Norms (Night time)		45dB(A)

Opinion and interpretation: Nil

NA: Not Applicable

- Test reports shall not be reproduced except in full, without written approval of the laboratory
 Integrated Sound Level Meter, Make:LUTRON, ModelNo:SL- 4033 SD, Calibration valid up to:08-06-2021

Checked By


 (A. Neeraja)
 (Sr. Chemist)

Authorized Signatory


 (Dr. Nalini Vijayalaxmi)
 (Manager-Laboratory)

End of the Report

KIWIS/QF/7.8/04



KIWIS

ECO LABORATORIES PVT LTD

Certified by ISO 14001:2015, ISO 9001:2015
OHSAS 18001 : 2007

Plot No. 19, ALEAP Industrial Estate,
SY. No's 342, Near Pragathi Nagar,
Quthbullpur Mandal and Municipality,
Ranga Reddy Dist. Telangana - 500 090.
Email : kiwislabhyd@gmail.com
Ph : 99666 61485 / 040-23816333

TEST REPORT

Page 1 of 2

Report No: KIWIS/NOISE/COM/21/386/14

Name and address of the client

**M/s Prism Johnson Limited,
Sada Siva Rao Apartments, Plot No. 610A-3
Sada Siva Rao Compound, Near B.H Mahal,
Tadipatri-515411, Anantapur district,
Andhra Pradesh.**

Date of report : 26-03-2021

Date of Monitoring : 19-03-2021

Sample Registration No : NOISE/COM/03/21/621/14

Sample Collected By : Kiwis Eco Laboratories Private Limited

Sample Description/Code : Noise Monitoring

Sub Contract Testing : NA

Location:

1. KALVATALA VILLAGE: NOISE/COM/03/21/621/14 :PCL/ KV/NOISE/19/03/2021/01



TEST REPORT

Report No: KIWIS/NOISE/COM/21/386/14

Page 2 of 2

TEST RESULT


S.No	Time	Result in dB(A)
		Kalvatala Village
1	06:00 - 07:00	44.6
2	07:00 - 08:00	45.9
3	08:00 - 09:00	47.9
4	09:00 - 10:00	49.5
5	10:00 - 11:00	50.9
6	11:00 - 12:00	51.7
7	12:00 - 13:00	53.8
8	13:00 - 14:00	55.8
9	14:00 - 15:00	57.9
10	15:00 - 16:00	55.7
11	16:00 - 17:00	54.3
12	17:00 - 18:00	52.8
13	18:00 - 19:00	51.2
14	19:00 - 20:00	49.6
15	20:00 - 21:00	47.6
16	21:00 - 22:00	46.4
17	22:00 - 23:00	45.1
18	23:00 - 00:00	42.9
19	00:00 - 01:00	42.2
20	01:00 - 02:00	40.3
21	02:00 - 03:00	40.1
22	03:00 - 04:00	39.8
23	04:00 - 05:00	41.4
24	05:00 - 06:00	42.9
Leq Day		52.6
Leq Night		41.5
CPCB Norms (Day Time)		55 dB(A)
CPCB Norms (Night time)		45 dB(A)

Opinion and interpretation: Nil


NA: Not Applicable

- Test reports shall not be reproduced except in full, without written approval of the laboratory
Integrated Sound Level Meter, Make:LUTRON, ModelNo:SL- 4033 SD, Calibration valid up to:08-06-2021

Checked By


(A. Neeraja)
(Sr. Chemist)

Authorized Signatory


(Dr. Nalini Vijayalaxmi)
(Manager-Laboratory)

End of the Report



TEST REPORT

Report No: KIWIS/NOISE/COM/21/386/15

Name and address of the client

**M/s Prism Johnson Limited,
Sada Siva Rao Apartments, Plot No. 610A-3
Sada Siva Rao Compound, Near B.H Mahal,
Tadipatri-515411, Anantapur district,
Andhra Pradesh.**

Date of report : 26-03-2021

Date of Monitoring : 19-03-2021

Sample Registration No : NOISE/COM/03/21/621/15

Sample Collected By : Kiwis Eco Laboratories Private Limited

Sample Description/Code : Noise Monitoring

Sub Contract Testing : NA

Location:

1. KOLIMIGUNDLA VILLAGE: NOISE/COM/03/21/621/15 :PCL/ KMV/NOISE/19/03/2021/01



TEST REPORT


Sl.No.	Time	Result in dB(A)
		Kolimigundla Village
1	06:00 - 7:00	44.3
2	07:00 - 08:00	45.6
3	08:00 - 09:00	47.5
4	09:00 - 10:00	49.3
5	10:00 - 11:00	50.4
6	11:00 - 12:00	51.2
7	12:00 - 13:00	53.3
8	13:00 - 14:00	55.1
9	14:00 - 15:00	57.6
10	15:00 - 16:00	55.3
11	16:00 - 17:00	54.1
12	17:00 - 18:00	52.5
13	18:00 - 19:00	50.9
14	19:00 - 20:00	49.2
15	20:00 - 21:00	47.3
16	21:00 - 22:00	46.1
17	22:00 - 23:00	44.9
18	23:00 - 00:00	45.1
19	00:00 - 01:00	43.3
20	01:00 - 02:00	42.2
21	02:00 - 03:00	40.6
22	03:00 - 04:00	40.1
23	04:00 - 05:00	41.4
24	05:00 - 06:00	43.1
Leq Day		52.0
Leq Night		42.4
CPCB Norms (Day Time)		55 dB(A)
CPCB Norms (Night time)		45 dB(A)

Opinion and interpretation: Nil

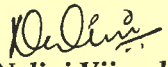
NA: Not Applicable

- Test reports shall not be reproduced except in full, without written approval of the laboratory
Integrated Sound Level Meter, Make:LUTRON, ModelNo:SL- 4033 SD, Calibration valid up to:08-06-2021

Checked By


(A. Neeraja)
(Sr. Chemist)

Authorized Signatory


(Dr. Nalini Vijayalaxmi)
(Manager-Laboratory)

End of the Report

KIWIS/QF/7.8/04



KIWIS

ECO LABORATORIES PVT LTD

Certified by ISO 14001:2015, ISO 9001:2015
OHSAS 18001 : 2007

Plot No. 19, ALEAP Industrial Estate,
SY. No's 342, Near Pragathi Nagar,
Quthbullpur Mandal and Municipality,
Ranga Reddy Dist. Telangana - 500 090.
Email : kiwislabhyd@gmail.com
Ph : 99666 61485 / 040-23816333

TEST REPORT

Page 1 of 2

Report No: KIWIS/COM/NOISE/21/386/16

Name and address of the client

**M/s Prism Johnson Limited,
Sada Siva Rao Apartments, Plot No. 610A-3
Sada Siva Rao Compound, Near B.H Mahal,
Tadipatri-515411, Anantapur district,
Andhra Pradesh.**

Date of report : 26-03-2021

Date of Monitoring : 19-03-2021

Sample Registration No : NOISE/COM/03/21/621/16

Sample Collected By : Kiwis Eco Laboratories Private Limited

Sample Description/Code :Noise Monitoring

Sub Contract Testing : NA

Location:

1. NANDIPADU VILLAGE : NOISE/COM/03/21/621/16 :PCL/NV/NOISE/19/03/2021/01



KIWIS

ECO LABORATORIES PVT LTD

Certified by ISO 14001:2015, ISO 9001:2015
OHSAS 18001 : 2007

Plot No. 19, ALEAP Industrial Estate,
SY. No's 342, Near Pragathi Nagar,
Quthbullpur Mandal and Municipality,
Ranga Reddy Dist. Telangana - 500 090.
Email : kiwislabhyd@gmail.com
Ph : 99666 61485 / 040-23816333

TEST REPORT

Report No: KIWIS/NOISE/COM/21/386/16

Page 2 of 2

TEST RESULT


Sl.No.	Time	Result in dB(A)
		Nandipadu Village
1	06:00 - 07:00	45.1
2	07:00 - 08:00	46.3
3	08:00 - 09:00	47.5
4	09:00 - 10:00	49.5
5	10:00 - 11:00	50.3
6	11:00 - 12:00	51.6
7	12:00 - 13:00	53.7
8	13:00 - 14:00	55.1
9	14:00 - 15:00	56.4
10	15:00 - 16:00	58.1
11	16:00 - 17:00	57.4
12	17:00 - 18:00	56.3
13	18:00 - 19:00	53.3
14	19:00 - 20:00	52.5
15	20:00 - 21:00	50.4
16	21:00 - 22:00	49.4
17	22:00 - 23:00	48.3
18	23:00 - 00:00	42.8
19	00:00 - 01:00	42.4
20	01:00 - 02:00	40.5
21	02:00 - 03:00	40.3
22	03:00 - 04:00	39.5
23	04:00 - 05:00	41.8
24	05:00 - 06:00	42.1
Leq Day		53.2
Leq Night		41.9
CPCB Norms (Day Time)		55 dB(A)
CPCB Norms (Night time)		45 dB(A)

Opinion and interpretation: Nil

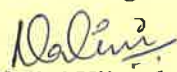
NA: Not Applicable

- Test reports shall not be reproduced except in full, without written approval of the laboratory
Integrated Sound Level Meter, Make:LUTRON, ModelNo:SL- 4033 SD, Calibration valid up to:08-06-2021

Checked By


(A. Neeraja)
(Sr. Chemist)

Authorized Signatory


(Dr. Nalini Vijayalaxmi)
(Manager-Laboratory)

End of the Report

TEST REPORT

Page 2 of 2

Report No: KIWIS/W/COM/2021/386/17

Samples are analyzed "as is where basis is"


S.No	Parameter	Unit	Method	Result	IS 10500 Acceptable Limits	IS 10500 Permissible Limits
11	Chlorides as Cl ⁻	mg/L	APHA 4500 Cl ⁻ B	80.54	250	1000
12	Sulphates as SO ₄	mg/L	APHA 4500 SO ₄ D	30.04	200	400
13	Nitrate as NO ₃	mg/L	APHA 4500 NO ₃ B	2.2	45	No relaxation
14	Sodium as Na	mg/L	APHA 3500 Na B	60.0	Not Specified	Not Specified
15	Potassium as K	mg/L	APHA 3500 K B	3.0	Not Specified	Not Specified
16	Fluoride as F	mg/L	APHA 4500F- D	0.28	1.0	1.5
17	Iron as Fe	mg/L	APHA 3500 Fe B	0.22	0.3	No relaxation
18	Zinc as Zn	mg/L	APHA 3111 B	<0.2	5	15
19	Chemical Oxygen Demand	mg/L	APHA 5220 B	4.0	Not Specified	Not Specified
20	Biochemical Oxygen Demand (3 Days at 27°C)	mg/L	IS : 3025 (P-44)	<4.0	Not Specified	Not Specified
21	Lead as Pb	mg/L	APHA 3111 B	<0.01	0.01	No relaxation
22	Manganese as Mn	mg/L	APHA 3111 B	<0.1	0.1	0.3
23	Cadmium as Cd	mg/L	APHA 3111 B	<0.003	0.003	No relaxation
24	Copper as Cu	mg/L	APHA 3111 B	<0.05	0.05	1.5
25	Cyanide as CN ⁻	mg/L	APHA 4500 CN ⁻ C, E	<0.05	0.05	No relaxation
26	E-Coli	MPN/100 ml	APHA 9221 G	Absent	Shall not be detectable in any 100 ml sample	Shall not be detectable in any 100 ml sample
Water available depth from the Ground		Meters	10.6			

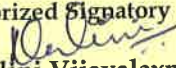
Methods follow: APHA 23rd Edition

NA: Not Applicable

Opinion and interpretation: Nil

- Reports pertained only to the submitted sample
- Test reports shall not be reproduced except in full, without written approval of the laboratory

Checked By

 (A. Neeraja)
 Sr. Chemist

Authorized Signatory

 (Dr. Nalini Vijayalaxmi)
 Manager Laboratory

End of the Report

Note : This report is subject to the terms and conditions mentioned overleaf

TEST REPORT

Page 2 of 2

Report No: KIWIS/W/COM/2021/386/18

Samples are analyzed "as is where basis is"


S.No	Parameter	Unit	Method	Result	IS 10500 Acceptable Limits	IS 10500 Permissible Limits
11	Chlorides as Cl ⁻	mg/L	APHA 4500 Cl ⁻ B	85.58	250	1000
12	Sulphates as SO ₄	mg/L	APHA 4500 SO ₄ D	27.98	200	400
13	Nitrate as NO ₃	mg/L	APHA 4500 NO ₃ B	3.0	45	No relaxation
14	Sodium as Na	mg/L	APHA 3500 Na B	70.0	Not Specified	Not Specified
15	Potassium as K	mg/L	APHA 3500 K B	3.6	Not Specified	Not Specified
16	Fluoride as F	mg/L	APHA 4500F- D	0.40	1.0	1.5
17	Iron as Fe	mg/L	APHA 3500 Fe B	0.11	0.3	No relaxation
18	Zinc as Zn	mg/L	APHA 3111 B	<0.2	5	15
19	Chemical Oxygen Demand	mg/L	APHA 5220 B	4.0	Not Specified	Not Specified
20	Biochemical Oxygen Demand (3 Days at 27°C)	mg/L	IS : 3025 (P-44)	<4.0	Not Specified	Not Specified
21	Lead as Pb	mg/L	APHA 3111 B	<0.01	0.01	No relaxation
22	Manganese as Mn	mg/L	APHA 3111 B	<0.1	0.1	0.3
23	Cadmium as Cd	mg/L	APHA 3111 B	<0.003	0.003	No relaxation
24	Copper as Cu	mg/L	APHA 3111 B	<0.05	0.05	1.5
25	Cyanide as CN ⁻	mg/L	APHA 4500 CN ⁻ C, E	<0.05	0.05	No relaxation
26	E-Coli	MPN/100ml	APHA 9221 G	Absent	Shall not be detectable in any 100 ml sample	Shall not be detectable in any 100 ml sample
Water available depth from the Ground		Meters	9.8			

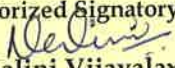
Methods follow: APHA 23rd Edition

NA: Not Applicable

Opinion and interpretation: Nil

- Reports pertained only to the submitted sample
- Test reports shall not be reproduced except in full, without written approval of the laboratory

Checked By

 (A. Neeraja)
 Sr. Chemist

Authorized Signatory

 (Dr. Nalini Vijayalaxmi)
 Manager Laboratory

End of the Report

Note : This report is subject to the terms and conditions mentioned overleaf

TEST REPORT

Page 2 of 2

Report No: KIWIS/W/COM/2021/386/19

Samples are analyzed "as is where basis is"

S.No	Parameter	Unit	Method	Result	IS 10500 Acceptable Limits	IS 10500 Permissible Limits
11	Chlorides as Cl ⁻	mg/L	APHA 4500 Cl ⁻ B	95.64	250	1000
12	Sulphates as SO ₄	mg/L	APHA 4500 SO ₄ D	34.16	200	400
13	Nitrate as NO ₃	mg/L	APHA 4500 NO ₃ B	3.5	45	No relaxation
14	Sodium as Na	mg/L	APHA 3500 Na B	69.0	Not Specified	Not Specified
15	Potassium as K	mg/L	APHA 3500 K B	2.5	Not Specified	Not Specified
16	Fluoride as F	mg/L	APHA 4500F D	0.22	1.0	1.5
17	Iron as Fe	mg/L	APHA 3500 Fe B	0.10	0.3	No relaxation
18	Zinc as Zn	mg/L	APHA 3111 B	<0.2	5	15
19	Chemical Oxygen Demand	mg/L	APHA 5220 B	4.0	Not Specified	Not Specified
20	Biochemical Oxygen Demand (3 Days at 27°C)	mg/L	IS : 3025 (P-44)	<4.0	Not Specified	Not Specified
21	Lead as Pb	mg/L	APHA 3111 B	<0.01	0.01	No relaxation
22	Manganese as Mn	mg/L	APHA 3111 B	<0.1	0.1	0.3
23	Cadmium as Cd	mg/L	APHA 3111 B	<0.003	0.003	No relaxation
24	Copper as Cu	mg/L	APHA 3111 B	<0.05	0.05	1.5
25	Cyanide as CN ⁻	mg/L	APHA 4500 CN ⁻ C, E	<0.05	0.05	No relaxation
26	E-Coli	MPN/100 ml	APHA 9221 G	Absent	Shall not be detectable in any 100 ml sample	Shall not be detectable in any 100 ml sample
Water available depth from the Ground		Meters	10.0			


Methods follow: APHA 23rd Edition

NA: Not Applicable

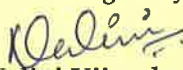
Opinion and interpretation: Nil

- Reports pertained only to the submitted sample
- Test reports shall not be reproduced except in full, without written approval of the laboratory

Checked By


 (A. Neeraja)
 Sr. Chemist

Authorized Signatory


 (Dr. Nalini Vijayalaxmi)
 Manager Laboratory

Note : This report is subject to the terms and conditions mentioned overleaf
 End of the Report

TEST REPORT

Page 1 of 2

Report No: KIWIS/W/COM/2021/386/20

Name and address of the client

**M/s.Prism Johnson Limited,
 Sada Siva Rao Apartments, Plot No. 610A-3
 Sada Siva Rao Compound, Near B.H Mahal,
 Tadipatri-515411, Anantapur district,
 Andhra Pradesh.**

Date of report : 26-03-2021 **Sample Collected by** : Kiwis Eco Laboratories Private Limited
Date of sampling : 19-03-2021 **Sample Condition** : Samples received in Plastic Container
Sample received on : 20-03-2021 **Sampling Procedure** : KIWIS/SOP/ Lab - 258
Analysis starting date : 20-03-2021 **Sample registration no** : W/COM/03/2021/621/20
Analysis completion date : 26-03-2021 **Sample description/Code** : Ground Water Quality Sampling at
Sub Contract Testing : NA **Kalvatala Village (Near Shivalayam temple)**

1. W/COM/03/2021/621/20: PCL/KV/19/3/2021/4(Ground Water at Kalvatala Village, Near Shivalayam temple)

Samples are analyzed "as is where basis is"

S.No	Parameter	Unit	Method	Result	IS 10500 Acceptable Limits	IS 10500 Permissible Limits
1	Color	CU	APHA 2120 C	<5.0	5	15
2	pH @ 25.0°C	-	APHA 4500H+ B	7.46	6.5-8.5	No relaxation
3	Turbidity	NTU	APHA 2130 B	<1.0	1	5
4	Electrical Conductivity	µMho/cm	APHA 2510 - B	1225.0	Not Specified	Not Specified
5	Total Dissolved Solids	mg/L	APHA 2540 C	805.0	500	2000
6	Total Suspended Solids	mg/L	APHA 2540 D	<10.0	Not Specified	Not Specified
7	Alkalinity as CaCO ₃	mg/L	APHA 2320 B	360.0	200	600
8	Hardness as CaCO ₃	mg/L	APHA 2340 C	385.0	200	600
9	Calcium as Ca	mg/L	APHA 3500 Ca B	133.58	75	200
10	Magnesium as Mg	mg/L	APHA 3500-Mg B	13.49	30	100

Note : This report is subject to the terms and conditions mentioned overleaf

TEST REPORT

Page 2 of 2

Report No: KIWIS/W/COM/2021/386/20

Samples are analyzed "as is where basis is"

S.No	Parameter	Unit	Method	Result	IS 10500 Acceptable Limits	IS 10500 Permissible Limits
11	Chlorides as Cl ⁻	mg/L	APHA 4500 Cl ⁻ B	115.78	250	1000
12	Sulphates as SO ₄	mg/L	APHA 4500 SO ₄ D	37.45	200	400
13	Nitrate as NO ₃	mg/L	APHA 4500 NO ₃ B	1.48	45	No relaxation
14	Sodium as Na	mg/L	APHA 3500 Na B	80.0	Not Specified	Not Specified
15	Potassium as K	mg/L	APHA 3500 K B	4.2	Not Specified	Not Specified
16	Fluoride as F	mg/L	APHA 4500F ⁻ D	0.15	1.0	1.5
17	Iron as Fe	mg/L	APHA 3500 Fe B	0.16	0.3	No relaxation
18	Zinc as Zn	mg/L	APHA 3111 B	<0.2	5	15
19	Chemical Oxygen Demand	mg/L	APHA 5220 B	4.0	Not Specified	Not Specified
20	Biochemical Oxygen Demand (3 Days at 27°C)	mg/L	IS : 3025 (P-44)	<4.0	Not Specified	Not Specified
21	Lead as Pb	mg/L	APHA 3111 B	<0.01	0.01	No relaxation
22	Manganese as Mn	mg/L	APHA 3111 B	<0.1	0.1	0.3
23	Cadmium as Cd	mg/L	APHA 3111 B	<0.003	0.003	No relaxation
24	Copper as Cu	mg/L	APHA 3111 B	<0.05	0.05	1.5
25	Cyanide as CN ⁻	mg/L	APHA 4500 CN ⁻ C, E	<0.05	0.05	No relaxation
26	E-Coli	MPN/100 ml	APHA 9221 G	Absent	Shall not be detectable in any 100 ml sample	Shall not be detectable in any 100 ml sample
Water available depth from the Ground		Meters	10.9			


Methods follow: APHA 23rd Edition

NA: Not Applicable

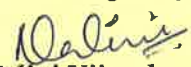
Opinion and interpretation: Nil

- Reports pertained only to the submitted sample
- Test reports shall not be reproduced except in full, without written approval of the laboratory

Checked By


 (A. Neeraja)
 Sr. Chemist

Authorized Signatory


 (Dr. Nalini Vijayalaxmi)
 Manager Laboratory

TEST REPORT

Name and address of the client

**M/s.Prism Johnson Limited,
Sada Siva Rao Apartments, Plot No. 610A-3
Sada Siva Rao Compound, Near B.H Mahal,
Tadipatri-515411, Anantapur district,
Andhra Pradesh.**


Date of report : 26-03-2021

Sample description/Code : Groundwater Level

Date of sampling : 19-03-2021

RESULT

S.No	Registration Numbers	Location	Unit	Result
1	W/COM/03/2021/621/17	Near Mines Office	Meters	10.6
2	W/COM/03/2021/621/18	Ramireddipalli Village	Meters	9.8
3	W/COM/03/2021/621/19	MirjapuramVillage	Meters	10.0
4	W/COM/03/2021/621/20	Kalvatala Village	Meters	10.9

Checked By

(A.Neeraja)
Sr.Chemist

Authorized Signatory

(Dr.Nalini Vijayalaxmi)
Managing Director

End of the Report